

# 2025-26

PRODUCT GUIDE

## FARM EQUIPMENT



[silvan.com.au](http://silvan.com.au)

**AgriPOWER**  
Farm Machinery

**Silvan**



# Contents

## MULCHERS



BNE Mulcher.....	9
BP Mulcher.....	10
BPR Mulcher.....	11
BNU Mulcher.....	12
RMII Mulcher.....	13
BNG Mulcher.....	14
BK Mulcher.....	15
RM Mulcher.....	16
RMS Mulcher.....	17
VKD Mulcher.....	18
BNU CL Mulcher.....	19
TBE Mulcher.....	20
Specialty Mulchers.....	21
Mulcher Blades.....	27

## SLASHERS



102 GP Slasher.....	31
108 MD Slasher.....	32
131 Heavy Duty Slasher.....	33
145 Shireboss Slashers.....	34
SM Finishing Mower.....	35

## ROTARY HOES



B40F Rotary Hoe.....	39
B85 Rotary Hoe.....	40
B103 Rotary Hoe.....	41
B123 Rotary Hoe.....	42
B170 Rotary Hoe.....	43
Doble Rotary Hoe.....	44
Maxi Doble Rotary Hoe.....	45
Bedformer, PLR, Stone Burier & Inter-row Tiller.....	46

## POWER HARROWS



MekFarmer 80\100 Power Harrow.....	50
MekFarmer 150 Power Harrow.....	51
MekFarmer 220 Power Harrow.....	52
MekFold 260/300/350 Power Harrow.....	53
Breviglieri Blades.....	54

## SPREADERS & IMPLEMENTS



R150 Trailed Spreader.....	56
Poly Hopper Spreader.....	57
Galvanised Hopper Spreader.....	58
SQTF Oscillating Spreader.....	59
Volumex Granular Applicator.....	60
Post Hole Digger & Augers.....	61

## HAYRAKES



RP Linkage Hayrake.....	63
H90 Trailed Hayrake.....	64
TR Inline Trailed Hayrake.....	65
QR Trailed Hayrake.....	66
Hydraulic Trailed Explorer "V" Hayrake.....	67
Hydraulic Trailed Magnum "V" Hayrake.....	68
HM300 Tedder Rake.....	69
U400 Tedder Rake.....	69
Terms & Conditions.....	70



# Nobili Mulchers

Nobili has a well established reputation for producing world class mulchers. Nobili use cutting edge technology and modern production techniques to manufacture mulchers for a diverse range of applications.





# Nobili Mulcher Range

Nobili has developed their design and manufacturing techniques since the company first made agricultural equipment in 1945. Today the company operates under the strict quality guidelines of ISO 9001 certification. Nobili mulchers are designed to get the best performance in all agricultural applications and to suit various tractor HP categories.

The theory behind mulchers is simple; they cut grass, prunings and heavier organic material repeatedly, instead of just once. Mulchers are fitted with at least one cutting bar along with special blades that act in unison to cut the material finer. The material circulates inside the mulcher as the blades cut it again and again. A finer residue is then evenly distributed, which decomposes quickly into humus, improving soil quality. This allows non productive land to be quickly returned to pasture in a single pass.

Mulching returns the nutrients in prunings and grass to the soil. Mulch contains nitrogen, phosphorus and potassium; a complete set of nutrients. The decomposing mulched material increases nitrogen levels and reduces fertiliser requirements.

Mulchers can be applied to a wide range of applications including; general clearing, weed management, pasture topping, orchard and vineyard use, parks and gardens management, roadside maintenance and crop residue management.

Floating top link allows machine to follow ground contours

Over run clutch in gear box for driveline protection

Chassis made from high resistance steel

Precision balanced rotors for vibration-free operation




Knife and hammer blade options to suit the application



Double skin or wear plate options for increased working life



# Choosing the Right Mulcher



Components are fully painted before assembly increasing corrosion protection

Quality belts for high power transmission

Supporting skids

## 1. WHAT IS THE APPLICATION?

Orchard, vineyard, pasture, etc. (refer to Nobili Mulcher Range).

## 2. WHAT IS THE TRACTOR HORSE POWER?

Nobili has mulchers suited to tractors from 40HP over 450HP. Working widths from 95 to 820cm are available.

## 3. WILL PRUNINGS BE MULCHED?

Refer to Nobili Mulcher Range for the model suited to the prunings size.

## 4. IS THE MATERIAL VERY BULKY?

Low body mulchers are suited to low volumes of material but can mulch large prunings, while high body mulchers are best suited to high volumes of material (e.g. crop stubble) and allow a higher ground speed to be maintained.

## 5. HEIGHT CONTROL: SKIDS, WHEELS OR ROLLER

Most machines are fitted with wear skids to protect the mulcher body but working skids are recommended on machines without wheels or roller.

**Rear roller or wheels** are designed to maintain a consistent working height. Wheels often allow a higher ground speed to be maintained while a rear roller is best suited to uneven ground because it covers the full machine width. Many Nobili mulcher models allow the mulched material to pass over the roller so that the ground speed is not compromised.

## 6. WHAT OPTIONS ARE REQUIRED?

Replaceable **wear plates** should be considered if heavy or foreign material could pass through the machine.

**Hydraulic side shift** is suited to applications where there are varying row widths or mulching under tree canopies is necessary.



Hydraulic and manual side-shift options



Roller and wheel options for accurate height control



# Nobili Mulcher Range

TRACTOR POWER (HP) RANGE	WORKING WIDTHS (CM)	TYPE OF LINKAGE		PRUNINGS/WOOD			GRASS		
		FRONT	REAR	VINE SHOOTS < 5CM	CUT WOOD < 8CM	CUT WOOD < 10CM	INTER ROW VINES/ORCHARDS	UNDER- GROWTH	PASTURE
40 - 95	120/150/180/210		✓	✓			✓		✓
35 - 70	95 /115/135/155		✓	✓			✓		
50 - 100	155/170/190/210/230		✓		✓		✓	✓	✓
50 - 110	160/180/200	✓	✓		✓		✓	✓	✓
70 - 130	177/195/213/237		✓			✓	✓	✓	✓
50 - 120	95/120/145/175	Opt	✓			✓			
40 - 100	150/180/210/230/250	Opt	✓	✓			✓	✓	✓
80 - 150	240/280/300		✓	✓			✓		✓
70 - 125	220/250		✓		✓		✓	✓	✓
70 - 150	210/240/280/305		✓		✓		✓	✓	✓
50 - 130	150/180/210		✓			✓	✓	✓	✓
40 - 125	110/145/150/180		✓		✓		✓	✓	✓
70 - 175	230/280/320		✓		✓		✓	✓	✓
60 - 150	200/210/240/280/305	✓	✓	✓				✓	✓
65 - 175	200/210/225 240/280/305	✓	✓	✓				✓	✓
90 - 280	240/280/320/400		✓		✓				✓
100 - 190	210/240		✓			✓	✓	✓	
200 - 450	570/610/810		✓		✓				✓
30 - 80	140/160/180		✓						✓
80 - 170	180/215/230/250		✓	✓				✓	✓





# The Right Tool for the Job

PARKS AND GARDENS	FALLOW LAND	INTER-MEDIATE CROPS & CROP RESIDUE	MODEL	PAGE NO.	APPLICATION	FAMILY
✓			BNE	11	Economical mulcher suited to vineyards	ORCHARD/VINEYARD
			VK	28	Orchard or vineyard mulcher with manual offset and full width roller	
	✓		VKD	20	Versatile mulcher with full width roller and optional hydraulic sideshift	
	✓		BVR 100	28	Reversible orchard mulcher with full width roller and optional hydraulic sideshift	
	✓		BV 1000	23	Heavy duty orchard mulcher with full width roller and hydraulic sideshift	
			TRP	25	Mulcher suited to stony ground with pick up front	
✓			BKE	22	Grass and pasture topping mulcher with optional reversible gearbox and hydraulic sideshift	GRASS/PASTURE
✓			BP 10	12	Versatile mulcher with optional hydraulic sideshift	
	✓	✓	BNG	14	High body mulcher suited to pasture topping and general clearing	
	✓	✓	VKM	27	Suited to general clearing or orchard use with hydraulic side shift and double skin	MULTI-PURPOSE
		✓	RMII	15	General clearing or vineyard use	
		✓	BNU	14	General clearing or vineyard use	
	✓	✓	BK	17	Heavy duty mulcher for pasture topping, general clearing or stubble management	
✓	✓	✓	BPR 10	13	General clearing or pasture topping with full width roller	
✓	✓	✓	BPR 100	13	General clearing or orchard use with full width roller	
	✓	✓	RM	18	Heavy duty mulcher for stubble management	CROP RESIDUE
	✓	✓	NK7/RM8	24	Suited to crop residue management eg. pineapples, bananas	
	✓	✓	RMS	19	Heavy duty mulcher for stubble management with dual drive	
✓			TB 10	26	Offset mulcher for on-farm use	OFFSET/ROADSIDE
✓	✓	✓	TBE 102	21	Heavy duty offset mulcher for council and contractor use	





# Nobili Mulcher Range

NOTE: BLUE SHADED MODELS ARE AVAILABLE ON INDENT ORDER ONLY

\*DOES NOT APPLY TO ALL MODELS

www.nobili.com

MODEL	HP	WORKING WIDTH (CM)	BODY	OFFSET	HYD OFFSET	RPM	BLADE FITTED	SKIDS	WHEELS	ROLLER	USE
BE	35-65	140, 160, 180 & 200	Low	2 position fixed	Opt	540/1000	06	Std	-	Std	Grass & green prunings to 50mm
BNE	40-95	118, 146, 175 & 203	Low	2 position fixed	Opt	540	01	Std	Opt	Std	Grass & green prunings to 50mm
BKE	40-100	153, 180, 214, 230 & 250	Low	2 position fixed	Opt	540	01	Std	Opt	Opt	Grass & green prunings to 50mm
BP	70-150	209, 237, 279 & 303	Low	Fixed or hydraulic	Opt	540/1000	06	-	Opt	Opt	Grass & green prunings to 75mm
BNU	40-125	109, 150 & 181	High	2 position fixed (excl. BNU125)	Opt (excl. BNU125)	540	01	Std	Opt	Opt	Grass & green prunings to 90mm
BNG	70-125	217 & 253	High	2 position fixed (BNG230 only)	Opt (BNG230 only)	540	01	Std	Opt	Opt (BNG230 only)	Grass & green prunings to 75mm
BK	70-175	230, 279 & 320	High	2 position fixed (excl. BK320)	Opt (excl. BK320)	540/1000*	012	Std	Opt*	Opt	Grass & green prunings to 90mm
RM II	50-130	153, 180 & 207	High	2 position fixed	Opt	540	01 & 012	Std	Opt	Opt	Grass & green prunings to 100mm
RM	90-280	236, 280, 323 & 401	High	2 position fixed (RM240 only)	Opt (RM240 only)	540/1000*	012	Std	Std*	Opt*	Grass & green prunings to 100mm
RMP	160-350	481 & 607	High	-	-	1000	01	Std	Std	Opt	Grass & green prunings to 75mm
RMS	210-450	614 & 810	High	-	-	1000	012	Std	Std	-	Grass & green prunings to 100mm
NK	100-190	214	High	-	-	1000	012	Std	Std	-	Grass & green prunings to 125mm
RM8	100-190	236	High	-	-	1000	012	Std	Std	-	Grass & green prunings to 100mm
VK	35-70	96, 115, 134 & 153	Low	Std	-	540	06	Opt	Opt	Std	Grass & green prunings to 50mm
VKD	50-100	153, 172, 190, 209 & 228	Low	Std	Opt	540	06	Opt	Opt	Std	Grass & green prunings to 80mm
BVR	50-110	160, 180 & 200	Low	Opt	Opt	540	06	Opt	Opt	Std	Grass & green prunings to 80mm
BV 1000	70-130	172, 190, 208 & 233	Low	Std	Std	540	06	Std	Opt	Std	Grass & green prunings to 140mm
VKM	70-150	208, 237, 280 & 303	Medium	Std	Std	540/1000*	06	Std	Opt	Std	Grass & green prunings to 80mm
TRP	60-150	95, 120, 145 & 175	High	-	-	540	06	Opt	Opt	Opt	Only green prunings to 100mm
TRP PRO	70-130	120, 145 & 173	High	-	-	540	06	-	Opt	Opt	Only green prunings to 120mm
BPR 10	70-150	197, 209, 237, 279 & 303	Medium	Std	Std	540/1000	01	Std	Opt	Std	Grass & green prunings to 50mm
BPR 100	65-175	199, 209, 237, 279 & 303	Medium	Std	Std	540/1000	06	Std	Opt	Std	Grass & green prunings to 50mm
TB10	30-80	140, 160 & 180	Low	Std	Std	540	06	Std	-	Std	Grass & green prunings to 40mm
TBE 10	60-110	153, 179 & 214	Low	Std	Std	540	06	Std	-	Std	Grass & green prunings to 40mm
TBE/TBE-S	80-180	179, 214, 230 & 250	Low	Std	Std	540	06	Std	-	Std	Grass & green prunings to 50mm
RSM	65-120	177 & 212	Low	Offset only	Std	540	06	Std	-	Std	Grass & green prunings to 50mm
BP 8300	150-300	830	Medium	Centre only	-	1000	06	Std	-	Std	Grass & green prunings to 50mm
PRO	60-150	175 & 210	Medium	Centre only	-	540/1000	08	Std	-	Std	Roadside maintenance
N6202 Swing arm	30	620mm in between trees	Low	RHS only	Opt	Hydraulic drive	Blades	-	-	-	Mount on BNE/VKD/BNU for grass



# Nobili BNE Mulcher



40-95 HP



Y Blades  
Standard



Vineyards



Grass,  
Pasture



Pictured: BNE180/01-F

Best suited to medium horsepower tractors up to 95HP for grass and light prunings with cutting height maintained by the rear roller.

**SUGGESTED USE:** Grass mowing and green prunings up to 50mm in diameter.

**CONSTRUCTION:** Low profile body, no opening tailboard.

**DRIVE LINE:** PTO drive shaft with durable safety cover, heavy duty oil bath gearbox with overrun clutch, taper locked pulleys and electronically balanced rotor.

**CONTROL:** Two position fixed headstock (excl. BNE120/01-F).

**ATTACHMENT:** Cat. I three point linkage, floating top link.

**HEIGHT CONTROL:** Standard roller (standard fitment).

MODEL	WORKING WIDTH	OFFSET		TRACTOR	PTO	ROTOR	BLADE QTY / TYPE	DIMENSIONS	WEIGHT
	MM	MM	MM	HP	RPM	RPM	01 Y BLADES	W X H X D	KG
BNE120/01-F	1177	620	620	40 - 95	540	2207	32	1430 x 420 x 750	350
BNE150/01-F	1460	760 410	760 1110	40 - 95	540	2207	40	1720 x 420 x 750	370
BNE180/01-F	1750	760 410	1060 1110	40 - 95	540	2207	48	2000 x 420 x 750	390
BNE210/01-F	2030	760 410	1340 1110	40 - 95	540	2207	56	2280 x 420 x 750	410

NOTE: AN ADDITIONAL SURCHARGE OF \$700.00 (EX GST) APPLIES FOR MACHINERY ASSEMBLY AND BLADE CHANGES (EXCLUDING COST OF BLADES)



# Nobili BP Mulcher



70-150 HP



Cast Hammers  
Standard



Parks &  
Gardens



Grass,  
Pasture



Pictured: BP30/06-F

The Nobili rear mount BP series mulchers are multi-purpose machines ideal for pasture topping with optional hydraulic side shift models. Suited to tractors up to 150HP with cutting height maintained by working skids.

**SUGGESTED USE:** Grass mowing and green prunings up to 75mm in diameter.

**CONSTRUCTION:** Low profile body, wear plate, no opening tailboard.

**DRIVE LINE:** PTO drive shaft with durable safety cover, heavy duty oil bath gearbox with over running clutch, taper locked pulleys and electronically balanced 8 row rotor.

**CONTROL:** Fixed headstock or optional hydraulic side shift models.

**ATTACHMENT:** Cat. II three point linkage, floating top link.

**HEIGHT CONTROL:** Skids.

MODEL	WORKING WIDTH	OFFSET		TRACTOR	PTO	ROTOR	BLADE QTY / TYPE	DIMENSIONS	WEIGHT
	MM	MM	MM	HP	RPM	RPM	06 CAST HAMMERS	W X H X D	KG
BP22/06-F	2094	1050	1050	70 - 150	540 / 1000	2203/2356	22	2291 x 550 x 1398	760
BP22/06-HSS		1050 600	1050 1495						
BP24/06-F	2374	1187	1187	80 - 150			24	2548 x 550 x 1398	790
BP24/06-HSS		1187 737	1187 1637						
BP28/06-F	2793	1396	1396	90 - 150		1833/1960	28	2959 x 550 x 1398	890
BP28/06-HSS		1396 946	1396 1846						
BP30/06-F	3034	1517	1517	100 - 150			32	2959 x 550 x 1398	920
BP30/06-HSS		1517 1067	1517 1967						

OPTION : DESCRIPTION	MODEL	CODE
SEMI SWIVEL WHEELS	ALL	N402265
FULL WIDTH ROLLER (STANDARD VERSION)	BP22	N404235
	BP24	N403806
	BP28	N402260
	BP30	N402269

NOTE: AN ADDITIONAL SURCHARGE OF \$700.00 (EX GST) APPLIES FOR MACHINERY ASSEMBLY AND BLADE CHANGES (EXCLUDING COST OF BLADES)



# Nobili BPR Mulcher



70-175 HP



Cast Hammers  
Standard



Parks &  
Gardens



Grass,  
Pasture



Pictured: BPR305/06

The Nobili reversible BPR series mulchers are multi-purpose machines ideal for pasture topping with double hitch that fits to the front or rear of the tractor and hydraulic side shift. Suited to tractors up to 175HP with cutting height maintained by rear roller.

**SUGGESTED USE:** Grass mowing and green prunings up to 75mm in diameter

**CONSTRUCTION:** Low profile body, double skin (BPR 280 & 305 only), no opening tailboard.

**DRIVE LINE:** PTO drive shaft with durable safety cover, heavy duty oil bath gearbox with over running clutch, taper locked pulleys and electronically balanced 8 row rotor.

**CONTROL:** Hydraulic side shift.

**ATTACHMENT:** Cat. II three point linkage, floating top link.

**HEIGHT CONTROL:** Standard roller on 10 series, removable ends on 100 series (standard fitment).

MODEL	WORKING WIDTH	OFFSET		TRACTOR	PTO	ROTOR	BLADE QTY / TYPE	DIMENSIONS	WEIGHT
	MM	MM	MM	HP	RPM	RPM	06 HAMMERS	W X H X D	KG
BPR22/06	2095	1050	1050	70 - 150	540 / 1000	2203/2356	22	2238 x 550 x 1300	840
BPR24/06	2374	1187	1187	80 - 150			24	2517 x 550 x 1300	900
BPR28/06	2793	1396	1396	90 - 150		1833/1960	28	2970 x 550 x 1300	990
BPR280/06	2793	1396	1396	90 - 175			28	2998 x 525 x 1290	1020
BPR305/06	3034	1517	1517	100 - 175			32	3343 x 525 x 1290	1050

NOTE: AN ADDITIONAL SURCHARGE OF \$700.00 (EX GST) APPLIES FOR MACHINERY ASSEMBLY AND BLADE CHANGES (EXCLUDING COST OF BLADES)



# Nobili BNU Mulcher



40-125 HP



Y Blades  
Standard



Orchard/  
Vineyards



Pasture



Pictured: BNU195/01

The Nobili BNU series mulchers are true multi-purpose machine. Fitted with a hinged tailboard for ease of maintenance and a mulching bar to produce a fine mulch. Height control is maintained by adjustable skids.

**SUGGESTED USE:** Grass, stubble, pasture topping, vegetable topping, regrowth and green prunings to 90mm diameter.

**CONSTRUCTION:** High profile body, opening tailboard and one mulching bar.

**CONTROL:** Two position fixed headstock (excl BNU125/01).

**DRIVE LINE:**

PTO drive shaft with durable safety cover, heavy duty oil bath gearbox with overrun clutch, taper locked pulleys and electronically balanced rotor.

**ATTACHMENT:**

Cat. I or II three point linkage, floating top link.

**HEIGHT CONTROL:**

Skids.

MODEL	WORKING WIDTH	OFFSET		TRACTOR	PTO	ROTOR	BLADE QTY / TYPE	DIMENSIONS	WEIGHT
	MM	MM	MM	HP	RPM	RPM	01 Y BLADES	W X H X D	KG
BNU125/01	1094	610	610	40-125	540	2278	24	1450 x 560 x 990	475
BNU160/01	1500	790 390	790 1190	50-125	540	2278	32	1800 x 560 x 990	610
BNU195/01	1814	970 570	970 1370	60-125	540	2278	40	2190 x 560 x 990	710

OPTION : DESCRIPTION	MODEL	CODE
FULL WIDTH ROLLER (STANDARD VERSION)	BNU125/01	N4548102
	BNU160/01	N4558187
	BNU195/01	N4568145
SEMI SWIVEL WHEELS (PAIR)	ALL	N4558114
HYDRAULIC SIDE SHIFT	BNU160/01, BNU195/01	N400239
WEAR PLATE	BNU160/01	N4558174
	BNU195/01	N4568138

NOTE: AN ADDITIONAL SURCHARGE OF \$700.00 (EX GST) APPLIES FOR MACHINERY ASSEMBLY AND BLADE CHANGES (EXCLUDING COST OF BLADES)



# Nobili RM II Mulcher



50-130 HP



Y with Straight Blades  
Std (excl. RM 155)



Vineyards



Pasture



Pictured: RM180/012 with optional rear roller

The Nobili RM II series mulchers are a robust and versatile machine with a helical blade pattern for a lower power requirement. The RM II is fitted with an opening tailboard, life greased bearings and a mulching bar to produce a fine mulch. Height control is maintained by adjustable skids.

**SUGGESTED USE:** Grass, stubble, pasture topping, vegetable topping, regrowth and green prunings to 100mm diameter.

**CONSTRUCTION:** High profile body, opening tailboard and one mulching bar.

**CONTROL:** Two position fixed headstock.

**DRIVE LINE:** PTO drive shaft with durable safety cover, heavy duty oil bath gearbox with over running clutch, taper locked pulleys and electronically balanced rotor.

**ATTACHMENT:** Category II three point linkage, manually adjustable offset and floating top link.

**HEIGHT CONTROL:** Skids.

MODEL	WORKING WIDTH	OFFSET		TRACTOR	PTO	ROTOR	BLADE QTY / TYPE	DIMENSIONS	WEIGHT
	MM	MM	MM	HP	RPM	RPM	012 Y BLADES	W X H X D	KG
RM155/01	1536	768 393	768 1143	50-100	540	2203	36	1780 x 740 x 1310	690
RM180/012	1808	904 504	904 1304	60-130		2079	40 / 20	2055 x 800 x 1325	730
RM211/012	2076	1038 638	1038 1438	70-130		2079	48 / 24	2320 x 800 x 1325	775

OPTION : DESCRIPTION	MODEL	CODE
FULL WIDTH ROLLER (REMOVABLE ENDS)	RM155/01	N400528
	RM180/012	N400529
	RM211/012	N400530
SEMI SWIVEL WHEELS (PAIR)	ALL	N400533
WEAR PLATE	RM155/01	N400524
	RM180/012	N400525
	RM211/012	N400526

NOTE: AN ADDITIONAL SURCHARGE OF \$700.00 (EX GST) APPLIES FOR MACHINERY ASSEMBLY AND BLADE CHANGES (EXCLUDING COST OF BLADES)



# Nobili BNG Mulcher



70-125 HP



Y Blades  
Standard



General  
Clearing



Pasture



Pictured: BNG270/01

The Nobili BNG series mulchers are a versatile machine ideal for a broad range of mulching applications. They are fitted with a tailboard that can be opened for ease of maintenance and a mulching bar to produce a finer mulch. Height control is maintained by adjustable skids.

**SUGGESTED USE:** Grass, stubble, pasture topping, vegetable topping, regrowth and green prunings to 75mm diameter.

**CONSTRUCTION:** High profile body, opening tailboard one mulching bar.

**CONTROL:** Two position fixed headstock (BNG230/01).  
Fixed headstock (BNG270/01).

**DRIVE LINE:** PTO drive shaft with safety cover, heavy duty oil bath gearbox, taper locked pulleys, and electronically balanced rotor.

**ATTACHMENT:** Cat. I or II three point linkage, floating top link.

**HEIGHT CONTROL:** Skids.

MODEL	WORKING WIDTH	OFFSET		TRACTOR	PTO	ROTOR	BLADE QTY / TYPE	DIMENSIONS	WEIGHT
	MM	MM	MM	HP	RPM	RPM	01 Y BLADES	W X H X D	KG
BNG230/01	2174	1150	1150	70-125	540	2025	48	2540 x 560 x 990	890
		750	1550						
BNG270/01	2530	1335	1335	80-125			56	2920 x 710 x 1080	1130

OPTION : DESCRIPTION	MODEL	CODE
FULL WIDTH ROLLER (STANDARD VERSION)	BNG230/01	N4688150
	BNG270/01	N4428063
SEMI SWIVEL WHEELS (PAIR)	BNG230/01	N4558114
	BNG270/01	N4428059
HYDRAULIC SIDE SHIFT	BNG230/01	N400239
WEAR PLATE	BNG230/01	N4688137
	BNG270/01	N4428043

NOTE: AN ADDITIONAL SURCHARGE OF \$700.00 (EX GST) APPLIES FOR MACHINERY ASSEMBLY AND BLADE CHANGES (EXCLUDING COST OF BLADES)



# Nobili BK Mulcher



70-175 HP



Y with Straight Blades  
Std



General  
Clearing



Pasture



Pictured: BK280/012

The Nobili BK series mulcher is a heavy duty multi-purpose machine, fitted with maintenance free bearings. The BK is fitted with an opening tailboard and a mulching bar is fitted to produce a fine mulch.

**SUGGESTED USE:** Grass, stubble, pasture topping, vegetable topping, regrowth and green prunings to 90mm diameter.

**CONSTRUCTION:** High profile body, opening tailboard and one mulching bar.

**CONTROL:** Two position fixed headstock (excl BK230/012C and BK320/012).

**DRIVE LINE:** PTO drive shaft with durable safety cover, heavy duty oil bath gearbox with over running clutch, taper locked pulleys and electronically balanced rotor.

**ATTACHMENT:** Category II three point linkage, 2 position manual fixed headstock (excluding BK320) with floating top link.

**HEIGHT CONTROL:** Skids (BK230, BK280), rear wheels (BK320).

MODEL	WORKING WIDTH	OFFSET		TRACTOR	PTO	ROTOR	BLADE QTY / TYPE	DIMENSIONS	WEIGHT
	MM	MM	MM	HP	RPM	RPM	012 Y BLADES	W X H X D	KG
BK230/012	2301	1150 750	1150 1551	70-125	540	2083	52 / 26	2502 x 750 x 1493	950
BK230/012C	2301	1150	1150	70-125	540	2083	52/26	2502 x 750 x 1493	950
BK280/012	2792	1396 816	1396 1976	90-160	540/1000	1840/1954	64 / 32	2998 x 784 x 1505	1100
BK320/012	3205	1602	1602	110-175	1000	1758	72 / 36	3467 x 827 x 1560	1410

OPTION : DESCRIPTION	MODEL	CODE
FULL WIDTH ROLLER (STANDARD VERSION)	BK230/012	N401413
	BK280/012	N401435
	BK320/012	N4945003
SEMI SWIVEL WHEELS (PAIR)	BK230/012	N401508
	BK280/012	N401402
	BK320/012	STANDARD (N4944901)
WEAR PLATE	BK230/012	N401401
	BK280/012	N401434
	BK320/012	N401504

NOTE: AN ADDITIONAL SURCHARGE OF \$700.00 (EX GST) APPLIES FOR MACHINERY ASSEMBLY AND BLADE CHANGES (EXCLUDING COST OF BLADES)



# Nobili RM Mulcher



90-280 HP



Y with Straight  
Blades Std



General  
Clearing



Stubble



Pictured: RM240/012

The Nobili RM series mulchers are heavy duty machine ideal for use in citrus groves, orchards and broadacre stubble. The RM has a hinged tailboard and wear plate as standard. These machines have a helical blade pattern for a lower power requirement.

#### SUGGESTED USE:

Grass or stubble and green prunings up to 100 mm for tractors up to 280HP.

#### DRIVE LINE:

PTO drive shaft with durable safety cover, heavy duty oil bath gearbox with in-built over run clutch, taper locked pulleys. RM320 and RM400 dual drive (drive from both ends) and electronically balanced rotor.

#### CONSTRUCTION:

High profile wear plate, adjustable tailboard, one mulching bar.

#### CONTROL:

Fixed headstock (excluding RM240/012).

#### HEIGHT CONTROL:

Skids (RM240, RM280), rear wheels (RM320, RM400).

#### ATTACHMENT:

Cat. II, three point linkage.

MODEL	WORKING WIDTH	OFFSET		TRACTOR	PTO	ROTOR	BLADE QTY / TYPE	DIMENSIONS	WEIGHT
	MM	MM	MM	HP	RPM	RPM	012 Y BLADES	W X H X D	KG
RM240/012	2360	1180 780	1180 1580	90-150	540 / 1000	1833/1960	56/28	2550 x 860 x 1770	1195
RM280/012	2800	1400	1400	100-170	1000	1680	64/32	2998 x 860 x 1770	1400
RM320/012	3231	1615	1615	120-200	1000	1758	72/36	3477 x 860 x 1770	1820
RM400/012	4012	2006	2006	130-280	1000	1758	88/44	4350 x 912 x 1600	2130

OPTION : DESCRIPTION	MODEL	CODE
SEMI SWIVEL WHEELS (PAIR)	RM240/012 RM280/012	N4944901
	RM320/012	STANDARD (N4945001)
	RM400/012	
FULL SWIVEL WHEEL KIT	RM320/012	N402300
ROLLER (REMOVABLE ENDS)	RM240/012	N4944803
	RM280/012	N4944903
	RM320/012	N4945003
END TOW KIT	RM280/012	N4944902
	RM320/012	N4945002
	RM400/012	N402054

NOTE: AN ADDITIONAL SURCHARGE OF \$700.00 (EX GST) APPLIES FOR MACHINERY ASSEMBLY AND BLADE CHANGES (EXCLUDING COST OF BLADES)



# Nobili RMS Mulcher



210-450 HP



Y with Straight  
Blades Std



General  
Clearing



Stubble



Pictured: RMS610/012

The Nobili RMS series mulchers are a heavy duty, robust machine ideal for mulching on wide areas.

The RMS series is suitable for all broadacre stubble including rice, cotton, wheat and corn as well as pasture mulching applications.

- SUGGESTED USE:** Grass or stubble and grass prunings up to 100mm in diameter for tractors up to 450HP
- CONSTRUCTION:** High profile wear plate, adjustable tailboard and two mulching bars.
- CONTROL:** Fixed headstock.

- DRIVE LINE:** PTO drive shaft with durable safety cover, heavy duty oil bath gearbox with in-built over run clutch, taper locked pulleys. Dual drive with 5 rows of blades in special formation.
- ATTACHMENT:** Cat. III + IV quick hitch, three point linkage.
- HEIGHT CONTROL:** Four rear wheels.

MODEL	WORKING WIDTH	OFFSET		TRACTOR	PTO	ROTOR	BLADE QTY / TYPE	DIMENSIONS	WEIGHT
	MM	MM	MM	HP	RPM	RPM	012 Y BLADES	W X H X D	KG
RMS610/012	6136	3068	3068	210-370	1000	1904	144/72	6455 x 846 x 1600	3340
RMS820/012	8100	4050	4050	250-450	1000	1721	176/88	8766 x 946 x 2084	6600

NOTE: AN ADDITIONAL SURCHARGE OF \$700.00 (EX GST) APPLIES FOR MACHINERY ASSEMBLY AND BLADE CHANGES (EXCLUDING COST OF BLADES)



# Nobili VKD Mulcher



50-100 HP



Cast Hammers  
Standard



Orchards



Roadside  
Maintenance



Pictured: VKD170/06

The Nobili VKD series mulchers are a medium duty, multi-purpose machine ideal for vineyard and orchard mulching, and for road side mulching by councils. An adjustable tailboard is fitted for maintenance. A finer mulch is produced with three counter knives and rakes. The VKD has side shift to the right with optional hydraulic side shift and height control is by an adjustable full width roller.

**SUGGESTED USE:** Grass and green prunings up to 80mm diameter.

**CONSTRUCTION:** Low profile body, adjustable tailboard and three counter knives.

**CONTROL:** Manual side shift with optional hydraulic side shift.

**DRIVE LINE:**

PTO drive shaft with durable safety cover, heavy duty gearbox fitted with in-built over run clutch, taper locked pulleys and electronically balanced rotor.

**ATTACHMENT:**

Cat. I and II three point linkage, floating top link.

**HEIGHT CONTROL:**

Standard roller (standard fitment).

MODEL	WORKING WIDTH	OFFSET		TRACTOR	PTO	ROTOR	BLADE QTY / TYPE	DIMENSIONS	WEIGHT
	MM	MM	MM	HP	RPM	RPM	06 HAMMERS	W X H X D	KG
VKD155/06	1530	765 405	765 1125	50-100	540	2325	16	1660 x 510 x 1075	510
VKD170/06	1718	859 404	859 1314	60-100	540	2325	18	1852 x 510 x 1075	560
VKD190/06	1906	953 503	953 1403	65-100	540	2325	20	2040 x 510 x 1075	600
VKD210/06	2094	1047 597	1047 1497	70-100	540	2325	22	2228 x 510 x 1075	640
VKD230/06	2282	1141 691	1141 1591	75-100	540	2325	24	2418 x 510 x 1075	715

OPTION : DESCRIPTION	MODEL	CODE
HYDRAULIC SIDE SHIFT	VKD155/06	N4930108
	VKD170/06, VKD190/06, VKD210/06, VKD230/06	N4930310

NOTE: AN ADDITIONAL SURCHARGE OF \$700.00 (EX GST) APPLIES FOR MACHINERY ASSEMBLY AND BLADE CHANGES (EXCLUDING COST OF BLADES)



# Nobili BNU CL Mulcher



40-125 HP



Cast Hammers  
Standard



Orchard/  
Vineyards



Pictured: BNU145/06 CL

The Nobili BNU CL mulchers are multi-purpose machines designed to mulch and distribute the material into rows. Height control is maintained by rear wheels.

**SUGGESTED USE:** Grass and green prunings to 90mm diameter.  
**CONSTRUCTION:** High profile body, opening tailboard and one mulching bar.  
**CONTROL:** Fixed headstock with hydraulic conveyor angle adjustment.

**DRIVE LINE:** PTO drive shaft with durable safety cover, heavy duty oil bath gearbox with in-built over run clutch, taper locked pulleys and electronically balanced rotor.  
**ATTACHMENT:** Cat. I or II three point linkage, floating top link.  
**HEIGHT CONTROL:** Rear wheels.

MODEL	WORKING WIDTH	OFFSET		TRACTOR	PTO	ROTOR	BLADE QTY / TYPE	DIMENSIONS	WEIGHT
	MM	MM	MM	HP	RPM	RPM	06 HAMMERS	W X H X D	KG
BNU125/06CLH	1094	550	550	60-125	540	2278	12	1420 x 1390 x 990	590
BNU145/06CLH	1454	750	750	60-125	540	2278	16	2000 x 1390 x 990	684
BNU195/06CLH	1814	970	970	60-125	540	2278	20	2580 x 1390 x 990	825



# Nobili TBE Mulcher



80-170 HP



Cast Hammers  
Standard



Pasture



Roadside  
Maintenance



Pictured: TBE222/06

The TBE Series mulchers are heavy duty offset machines with parallelogram arm ideal for council and contractor use in maintaining roadsides, parks and gardens. The TBE has a double skin and rounded Hardox® steel skids for increased durability. Height control is maintained by a roller with removable ends for servicing.

**SUGGESTED USE:** Grass and green prunings up to 50mm diameter.  
**CONSTRUCTION:** Low profile body, double skin & no opening tailboard.  
**DRIVE LINE:** Double wide-angle PTO drive shaft with durable safety cover, heavy duty oil bath gearbox, taper locked pulleys and electronically balanced rotor with life greased bearings.

**CONTROL:** Hydraulic swing arm offset with spring loaded break away. Inclination adjustment: 65° below horizontal to 90° vertical.

**ATTACHMENT:** Cat. II three point linkage floating top link.

**HEIGHT CONTROL:** Roller with removable ends (standard fitment).

MODEL	WORKING WIDTH	TRACTOR	PTO	ROTOR	BLADE QTY / TYPE	DIMENSIONS	WEIGHT
	MM	HP	RPM	RPM	06 HAMMERS	W X H X D	KG
TBE192/06	1792	80-130	540	2205	20	1979 x 1222 x 768	925
TBE222/06*	2144	90-150	540	2205	24	2423 x 1222 x 768	980
TBE242/06	2295	100-170	540	2205	26	2572 x 1222 x 768	1030

**NOTE: AN ADDITIONAL SURCHARGE OF \$700.00 (EX GST) APPLIES FOR MACHINERY ASSEMBLY AND BLADE CHANGES (EXCLUDING COST OF BLADES)**

\*Available in left or right hand offset – other models right hand only

	01 - Y		012 - Y with Straight		06 - Cast Hammer
	Wood, Grass		Wood, grass, bushes, fine cutting		Wood, grass, light bushes
	2 x N142847		2 x N142847 1 x N143153		1 x N144370



# Nobili Mulchers



65-100 HP



Y Blades  
Standard



Parks &  
Gardens



Grass,  
Pasture



Pictured: BKE230/01-F

The Nobili rear mount BKE series of mulchers are a multi-purpose machine ideal for pasture topping with the option of side shift suited to tractors up to 100HP with cutting height maintained by adjustable skids.

**SUGGESTED USE:** Grass mowing and green prunings up to 50mm in diameter.

**CONSTRUCTION:** Low profile body, no opening tailboard.

**CONTROL:** Two position fixed headstock.

**DRIVE LINE:** PTO drive shaft with durable safety cover, heavy duty oil bath gearbox with over running clutch, taper locked pulleys and electronically balanced rotor with life greased rotor bearings.

**ATTACHMENT:** Cat. II three point linkage, floating top link.

**HEIGHT CONTROL:** Skids.

MODEL	WORKING WIDTH	TRACTOR HP	WEIGHT	PRICE EX. GST	PRICE INC. GST
BKE210/01-F	2144mm	65-100 HP	660 kg	<b>\$15,590</b>	\$17,149
BKE230/01-F	2295mm	70-100 HP	690 kg	<b>\$15,790</b>	\$17,369
BKE250/01-F	2496mm	75-100 HP	710 kg	<b>\$15,990</b>	\$17,589



Pictured: SDS2800/06

The Nobili SDS 1000 series mulchers are designed for mulching grass, cover crops and prunings with double side discharge augers to distribute the material into rows. Height control is maintained by a rear roller.

**SUGGESTED USE:** Grass and green prunings to 60mm diameter.

**CONSTRUCTION:** Medium profile body and two mulching bars.

**CONTROL:** Fixed headstock.

**DRIVE LINE:** PTO drive shaft with durable safety cover, heavy duty oil bath gearbox with in-built over run clutch, taper locked pulleys and electronically balanced rotor.

**ATTACHMENT:** Cat. II three point linkage, floating top link.

**HEIGHT CONTROL:** Roller with removeable ends (standard fitment).

MODEL	WORKING WIDTH	TRACTOR HP	WEIGHT
SDS2800/06	2806mm	80 - 150	1460 kg
SDS3100/06	3010mm	90 - 150	1620 kg



# Nobili Mulchers



70-130 HP



Cast Hammers  
Standard



Orchards



Roadside  
Maintenance



Pictured: BV2200/06

The Nobili BV 1000 series mulchers are a heavy duty multi-purpose machine used for road side mulching by councils and ideal for orchard use. A double skin improves durability and height control is adjustable with a full width roller with removable ends. Three counter knives are fitted to produce a finer mulch. The BV 1000 has side shift to the right with hydraulic side shift.

**SUGGESTED USE:** Grass and green prunings up to 140mm diameter.

**CONSTRUCTION:** Low profile body, double skin, two mulching bars and one restrictor bar.

**CONTROL:** Hydraulic side shift.

**DRIVE LINE:** PTO drive shaft with durable safety cover, heavy duty gearbox fitted with in-built over run clutch, taper locked pulleys and electronically balanced rotor.

**ATTACHMENT:** Cat. II three point linkage, floating top link.

**HEIGHT CONTROL:** Roller with removable ends (standard fitment).

MODEL	WORKING WIDTH	TRACTOR HP	WEIGHT
BV1800/06	1721mm	70 - 130 HP	900 kg
BV2000/06	1900mm	75 - 130 HP	970 kg
BV2200/06	2078mm	80 - 130 HP	1040 kg
BV2400/06	2331mm	85 - 130 HP	1140 kg



Pictured: BNU160/06SDS

The Nobili BNU/SDS mulcher is a multi-purpose machine fitted with a single side discharge auger to distribute the material into rows. Height control is maintained by a rear roller.

**SUGGESTED USE:** Grass, stubble, pasture topping, vegetable topping, regrowth and green prunings to 90mm diameter.

**CONSTRUCTION:** High profile body, single discharge auger and one mulching bar.

**CONTROL:** Two position fixed headstock with hydraulic drive single side discharge auger.

**DRIVE LINE:** PTO drive shaft with durable safety cover, heavy duty oil bath gearbox with overrun clutch, taper locked pulleys and electronically balanced rotor.

**ATTACHMENT:** Cat. I or II three point linkage, floating top link.

**HEIGHT CONTROL:** Roller standard.

MODEL	WORKING WIDTH	TRACTOR HP	WEIGHT
BNU160/06SDS	1500mm	50 - 125 HP	750 kg



# Nobili Mulchers



Pictured: RM8/012

The Nobili NK and RM8 mulchers are heavy duty machines suitable for the most demanding residue mulching task, including row crop stubble. Height control is maintained by adjustable semi-swivel wheels and both units are fitted with wear plates.

**SUGGESTED USE:** Rice, cotton, corn, sorghum, sugar cane, wheat, dense grass and green prunings to 100mm (RM8) or 125mm (NK7) diameter.

**CONSTRUCTION:** High profile, adjustable tailboard and one mulching bar.

**CONTROL:** Fixed headstock.

**DRIVE LINE:** PTO drive shaft with durable safety cover, heavy duty oil bath gearbox with in-built over run clutch, taper locked pulleys and electronically balanced rotor. NK7 is dual drive (driven from both ends).

**ATTACHMENT:** Cat. III three point linkage.

**HEIGHT CONTROL:** Rear wheels (standard fitment).

MODEL	WORKING WIDTH	TRACTOR HP	WEIGHT
NK7/012	2140mm	100-190	1580 kg
RM8/012	2360mm	100-190	1300 kg



Pictured: RM610P/012

The Nobili RMP series hydraulically folding mulchers are a heavy duty, multi-purpose machine ideal for mulching large areas. The RMP series is suitable for broadacre stubble including rice, cotton, wheat and corn as well as pasture mulching applications.

**SUGGESTED USE:** Grass and green prunings up to 75mm diameter.

**CONSTRUCTION:** High profile wear plate, adjustable tailboard and two mulching bars.

**CONTROL:** Fixed headstock.

**DRIVE LINE:** PTO drive shaft with durable safety cover, heavy duty oil bath gearbox with in-built over run clutch, taper locked pulleys. Dual drive with 5 rows of blades in special formation.

**ATTACHMENT:** Cat. III + IV quick hitch, three point linkage.

**HEIGHT CONTROL:** Four rear wheels.

MODEL	WORKING WIDTH	TRACTOR HP	WEIGHT
RM480P/012	4817mm	160-350	2600 kg
RM610P/012	6077mm	180-350	3200 kg



# Nobili Mulchers



Pictured: TRP145/06

The tractor mounted Nobili TRP mulcher utilises a pick-up device that picks up and shreds pruning residues within orchards or vineyards. Available with optional hydraulic pickup, roller and front wheels. TRP175 also available as reversible model.

- SUGGESTED USE:** Mulcher suited to stony ground with pick up front for green prunings to 100mm.
- CONSTRUCTION:** High profile, adjustable tailboard, two mulching bars and filter grid.
- CONTROL:** Fixed headstock.

- DRIVE LINE:** PTO drive shaft with durable safety cover, heavy duty oil bath gearbox with in-built over run clutch, taper locked pulleys and electronically balanced rotor.
- ATTACHMENT:** Cat. II three point linkage, floating top link.
- HEIGHT CONTROL:** Skids.

MODEL	WORKING WIDTH	TRACTOR HP	WEIGHT
TRP95/06	956mm	60 – 150	625 kg
TRP120/06	1200mm	70 – 150	790 kg
TRP145/06	1450mm	80 – 150	950 kg
TRP175/06	1730mm	90 – 150	1075 kg

The tractor mounted Nobili TRP mulcher utilises a pick-up device that picks up and shreds pruning residues within orchards or vineyards. The TRP RT and CV models have hydraulic pickup and optional roller or front wheels. Both models allow the prunings to be collected either in bags (RT) or trailer (CV).

- SUGGESTED USE:** Mulcher suited to stony ground with pick up front for green prunings to 100mm.
- CONSTRUCTION:** High profile, adjustable tailboard, two mulching bars and filter grid.
- CONTROL:** Fixed headstock.
- DRIVE LINE:** PTO drive shaft with durable safety cover, heavy duty oil bath gearbox with in-built over run clutch, taper locked pulleys and electronically balanced rotor.
- ATTACHMENT:** Cat. II three point linkage, floating top link.
- HEIGHT CONTROL:** Skids.



Pictured: TRP145/06 CV

MODEL	WORKING WIDTH	TRACTOR HP	WEIGHT
TRP120/06 RT	1200mm	70 – 130	1070 kg
TRP145/06 RT	1450mm	80 – 130	1200 kg
TRP145/06 CV	1450mm	80 – 130	1000 kg
TRP175/06 RT	1730mm	90 – 130	1300 kg
TRP175/06 CV	1730mm	90 – 130	1100 kg



# Nobili Mulchers



Pictured: TB16/06

The right hand offset TB10 series mulcher with parallelogram arm is designed for use with low horsepower tractors and ideal for maintaining pasture, orchard and channel bank management.

**SUGGESTED USE:** Grass and green prunings up to 40mm diameter.  
**CONSTRUCTION:** Low profile body & no opening tailboard.  
**CONTROL:** Hydraulic swing arm offset with break away. Inclination adjustment: 45° below horizontal to 90° vertical.

**DRIVE LINE:** PTO drive shaft with durable safety cover, heavy duty oil bath gearbox, taper locked pulleys and electronically balanced rotor.  
**ATTACHMENT:** Cat. II three point linkage.  
**HEIGHT CONTROL:** Standard roller (standard fitment).

MODEL	WORKING WIDTH	TRACTOR HP	WEIGHT
TB14/06	1400mm	30 – 80	460 kg
TB16/06	1600mm	40 – 80	480 kg
TB18/06	1800mm	50 – 80	520 kg



Pictured: TBE19/06

The right hand offset TBE 10 is a rugged, multi-purpose mulcher with parallelogram arm ideal for maintaining parks and gardens, pasture, channel banks and orchards.

**SUGGESTED USE:** Grass and green prunings up to 40mm diameter.  
**CONSTRUCTION:** Low profile body, double skin & no opening tailboard.  
**CONTROL:** Hydraulic swing arm offset with break away. Inclination adjustment: 65° below horizontal to 90° vertical.

**DRIVE LINE:** PTO drive shaft with durable safety cover, heavy duty oil bath gearbox, taper locked pulleys and electronically balanced rotor.  
**ATTACHMENT:** Cat. II three point linkage.  
**HEIGHT CONTROL:** Standard roller (standard fitment).

MODEL	WORKING WIDTH	TRACTOR HP	WEIGHT
TBE16/06	1600mm	60 – 110	750 kg
TBE19/06	1900mm	70 – 110	800 kg
TBE22/06	2200mm	80 – 110	890 kg



# Nobili Mulchers



Pictured: VK115/06

The Nobili VK series mulchers are a medium duty, multi-purpose machine ideal for vineyard and orchard mulching. A finer mulch is produced with three mulching bars and rakes. The VK has side shift to the right and height control is by an adjustable full width roller.

**SUGGESTED USE:** Grass and green prunings to 50mm diameter.

**CONSTRUCTION:** Low profile body and three mulching bars.

**CONTROL:** Manual side shift.

**DRIVE LINE:** PTO drive shaft with durable safety cover, heavy duty oil bath gearbox with in-built over run clutch, taper locked pulleys and electronically balanced rotor.

**ATTACHMENT:** Cat. I & II three point linkage, floating top link.

**HEIGHT CONTROL:** Standard roller (standard fitment).

MODEL	WORKING WIDTH	TRACTOR HP	WEIGHT
VK95/06	966mm	35 – 70	290 kg
VK115/06	1154mm	40 – 70	330 kg
VK135/06	1342mm	45 – 70	365 kg
VK155/06	1530mm	50 – 70	400 kg



Pictured: BVR180/06

The Nobili BVR series reversible mulchers are a medium duty, multi-purpose machine ideal for vineyard and orchard mulching. A finer mulch is produced with three mulching bars and rakes. The BVR has side shift to the right with optional hydraulic side shift and height control is by an adjustable full width roller.

**SUGGESTED USE:** Grass and green prunings to 80mm diameter.

**CONSTRUCTION:** Low profile body and three mulching bars.

**CONTROL:** Manual side shift.

**DRIVE LINE:** PTO drive shaft with durable safety cover, heavy duty oil bath gearbox with in-built over run clutch, taper locked pulleys and electronically balanced rotor.
















**ATTACHMENT:** Cat. I & II three point linkage.

**HEIGHT CONTROL:** Roller with removeable ends (standard fitment).

MODEL	WORKING WIDTH	TRACTOR HP	WEIGHT
BVR160/06	1600mm	50 – 110	650 kg
BVR180/06	1800mm	60 – 110	710 kg
BVR200/06	2000mm	65 – 110	750 kg



# Nobili Blades

TLP					
	06	Light Steel Hammer		08	Y Blade
		For flat finish grass in parks & gardens 1 x N051 Light Hammer 1 x N048 Shackle 1 x N049 Bolt 1 x N047 Nut			For grass 2 x N050 Y Blade 1 x N048 Shackle 1 x N049 Bolt 1 x N047 Nut
BNE, TB					
	01	Y Blade		04	Light Steel Hammer
		For light wood and grass 2x N1781000 Y Blade 1x BM16L100HT Bolt 1x NM16NY Lock Nut 2x N1891017 Bush *1x N2785019 Blade Pin BNE210 *1x N0940604 Split Pin BNE 210			For flat finish grass and light bushes 1x N1921002 Light Hammer 1x BM16L100HT Bolt 1x NM16NY Lock Nut 2x N1891017 Bush *1x N2785019 Blade Pin BNE210 *1x N0940604 Split Pin BNE210
	06	Cast Hammer		012	Y Blade & Straight Blade
		For flat finish in grass and light prunings 1x N1891002 1x BM16L100HT Bolt 1x NM16NY Lock Nut *1x N2785019 Blade Pin *1x N0940604 Split Pin BNE 210			For finer cut wood, grass and bushes 2x N1781000 Y Blade 1x BM16L100HT Bolt 1x NM16NY Lock Nut 1x N130733 Straight Blade 2x N130769 Bush *1x N2785019 Blade Pin BNE 210 *1x N0940604 Split Pin BNE 210
BNU, BNG, BK, RM, NK, RMP, RMS					
	01	Y Blade		01/P	Y Blade & Paddle Blade
		For grass and wood 2 x N2555004 Y Blade 2 x N1551022 Spacer 1 x N1551002 Blade Pin 1 x SPLITM5L50 Split Pin *1 x N2025136 Blade Bolt *1 x N0912004 Lock Nut *1 x N0921241 Washer *NK, RM			For extra lift & throw ie. directional vanes 2 x N2555004 Y Blade 1 x N1551147 Paddle 1 x N1551002 Blade Pin 1 x SPLITM5L50 Split Pin *1 x N2025136 Blade Bolt *1 x N0912004 Lock Nut *1 x N0921241 Washer *RM, NK
	012	Y Blade & Straight Blade		06K	Steel Hammer
		For grass and wood 2 x N2555004 Y Blade 1 x N1551000 Straight Blade 2 x N130770 Spacer 1 x N1551002 Blade Pin 1 x SPLITM5L50 Split Pin *1 x N2025136 Blade Bolt *1 x N0912004 Lock Nut *1 x N0921241 Washer *RM, NK			For flat finish grass 1 x N136378 Steel Hammer 1 x N1551002 Blade Pin 1 x SPLITM5L50 Split Pin *1 x N2025136 Blade Bolt *1 x N0912004 Lock Nut *1 x N0921241 Washer *NK, RM
BV 1000					
	066	Extra Heavy Hammer			
		For wood, grass and bushes 1 x N1962001 Hammer 1 x N138850 Blade Bolt 1 x N000104 Lock Nut 1 x N003229 Washer			
BKE, BP, BPR, BVR, VK, VKD, VKM, TBP, TRP, RSM					
	01	Y Blade		012	Y Blade & Straight Blade
		For wood and grass 2 x N1891018 Y Blade 2 x N1891017 Bush 1 x BM16L100HT Bolt 1 x NM16NY Lock Nut			For wood, grass, bushes and triple cutting edge finer cut 2 x N1891018 Y Blade 1 x N130733 Straight Blade 2 x N130769 Bush 1 x BM16L100HT Bolt 1 x NM16NY Nut
	04	Light Steel Hammer		06	Cast Hammer
		For flat finish, grass in parks & gardens 1 x N1921002 Hammer 1 x BM16L100HT Bolt 1 x NM16NY Nut			For wood, grass and light bushes 1 x N1891002 Hammer 1 x BM16L100HT Bolt 1 x NM16NY Lock Nut



# Silvan Slashers

With over 60 years of experience in the agricultural industry, Silvan produce a range of premium quality slashing equipment with a wide range of features and options to suit the application.






# Silvan Slashers

Renowned for their reliable and robust construction, Silvan slashers are one of the few remaining Australian owned, manufactured and assembled slasher lines. They are designed and manufactured to the highest specifications, with the range and performance capabilities to easily match acreage, tractor horsepower or intensity of use. Silvan slasher components are laser or high definition plasma cut to ensure accuracy and exact fitting.

The range includes medium duty slashers ideal for general farm use, cutting and clearing. Silvan's heavy duty models are suited to large scale farms & contractors for clearing tough growth.

For further strength and reliability, slasher top decks incorporate extra gusseting with half the Silvan slasher range having at least a 6mm thick top deck. All blades are made from tough boron steel, with the heavy duty blades featuring a stepped design for maximum rotor protection. Skids are positively mounted with bolts for set & forget height adjustment. Numerous options are available that provide an opportunity to customise a slasher for your specific needs. These include height control wheels, front and rear chain guards and gearbox upgrades.



Front & rear stoneguards or chains fitted to all models to prevent debris flying out from under the slasher.

Galvanised steel top decks on heavy duty slashers ensure a corrosion free working life.

Optional galvanised chain stoneguards for heavy duty slashers. Chains can be individually replaced without the need for welding.

Optional heavy duty slasher height control wheels with ratchet height adjustment in single or dual wheel configurations.





# Silvan Slashers

FEATURES	102 SERIES (25 TO 40HP)	108 SERIES (60 TO 75HP)	131 SERIES (75 TO 100HP)	145 SERIES (100 TO 130HP)
Deck Thickness	3mm	5mm	6mm	6mm
Deck Shape	Square, Folded F/R (Smooth deck)	Square, Folded L/R (Smooth deck)	Square (External Bracing)	Square (External Bracing)
Blade Bolt Access Through Deck	No	No	No	Yes
Skid Thickness	10mm	12mm	12mm	16mm
Skid Height Adjustment/ Cut Height	2 Hole - 50-90mm	3 Hole - 20-80mm	4 Hole - 50-150mm	6 Hole - 40-140mm
Replaceable Skid Runners	No	No	No	Yes
Side Plate Thickness	6mm	6mm	6mm	10mm
Deck Bracing Thickness	10mm	10mm	12mm	16mm
Headstock	Floating	Floating	Floating	Floating
Offset	150mm	200mm	No	No
Linkage Category	Cat I	Cat I/II	Cat II	Cat II
HP Required	25 to 40 HP	60 to 75 HP	75 to 100 HP	100 to 200 HP
Gearbox HP Rating/PTO Speed	40 HP/540rpm	75 HP/540rpm	75 (std) or 100 (premium) HP/540rpm	130 HP/540rpm or 200 HP/1000rpm
Gearbox Ratio	1:1.93	1:1.93	1:1.93	1:1.93 (130HP) or 1:1 (200HP)
Blade Tip Speed	65.49 m/sec	98.24m/sec	98.24 m/sec	98.24 m/Sec
Rotor Construction	Triple Laminated Steel	Triple Laminated Steel	Triple Laminated Steel (std) or Triple Laminated Spring Steel (premium)	Triple Laminated Spring Steel
Blade Material	Boron 75 x 8mm Stepped	80 x 12.7mm Twist Lift	Boron 100 x 10mm Stepped	HD Twist Blade 80 x 12.7mm
Cutting Width	3'6"/4' / 4'6"/5'	5'6'	5'6'/7'	6' and 7'
PTO Shaft	Series 4 with integral clutch	Series 6 with integral clutch	Series 7 with integral clutch	Series 8
Clutch	Adjustable Dual friction plate	8"Adjustable Dual friction plate	8"Adjustable Dual friction plate	Blue torque 4 plate 150HP
Weight	151/181/211/258 kg	360/397 kg	374/469/572 kg	648 and 790 kg
Guarding	Rubber flap front & rear	Chains front and rear	Rubber flap (std) or chains (premium) front and rear	Chains front and rear
Option	Height control wheel, Over-run clutch	Height control wheel	Height control wheel	Height control wheel, 200HP gearbox
Finish	Powder Coat	Galvanised	Galvanised	Galvanised
Blade Kit	WBK1	WBK3	WBK2	WBK3



# 102 General Purpose Slasher



Medium  
Duty



40 HP



Powder  
Coat



Australian  
Made



BareCo  
Gearbox & PTO



Pictured: 4' model

Ideally suited to clearing paddocks, fields and private roadsides where general cutting is required with a low HP tractor.

**CONSTRUCTION:** 3mm top deck plate, downfolds front and rear, steel understructure.

**GEARBOX:** 40HP, 540RPM, 1:1.93 ratio.

**PTO SHAFT RATING:** 40HP, series 4 with integral clutch.

**HEADSTOCK:** Collapsible floating hitch.

**CLUTCH:** Adjustable friction clutch with 2 x 150mm (6") clutch plates.

**FINISH:** Premium quality powder coating.

**SKIDS:** Adjustable from 50 - 90mm cutting height.

**BLADES:** 3 leaf rotor bar with hardened bushes and 2 Boron step down blades.

**MOUNTING:** Cat I TPL attachment with offset or centre mount.

**INSTRUCTIONS:** Operator's manual and holder supplied.

**SAFETY GUARDS:** Front & rear rubber guards.

MODEL	WORKING WIDTH	OVERALL WIDTH	OFFSET	CUTTING HEIGHT	PTO	OVERALL HEIGHT	WEIGHT
	MM	MM	MM	MM	RPM	MM	KG
102RS36	3'6" (1070)	3'9" (1135)	150	50-90	540	960	151
102RS4	4' (1200)	4'3" (1310)					181
102RS46	4'6" (1350)	4'8" (1420)					211
102RS5	5' (1500)	5'3" (1590)					258

OPTION : DESCRIPTION	MODEL	CODE
Height Control Wheel (Flat Free)	ALL	102RSHC2
Over-run Clutch		ORC1



# 108 Medium Duty Slasher



Medium  
Duty



75 HP



Galvanised



Australian  
Made



BareCo  
Gearbox & PTO



Pictured: 6' model

Ideally suited to clearing paddocks, fields and private roadsides where general cutting is required with a medium HP tractor.

**CONSTRUCTION:** 5mm top deck plate, downfolds on each side, steel understructure.

**GEARBOX:** 75HP, 540RPM, 1:1.93 ratio.

**PTO SHAFT RATING:** 75HP, series 6 with integral clutch.

**HEADSTOCK:** Collapsible floating hitch.

**CLUTCH:** 8" 2 plate friction clutch.

**FINISH:** Long lasting galvanised top deck.

**SKIDS:** Adjustable from 20 - 80mm cutting height.

**BLADES:** 3 leaf rotor bar with hardened bushes and 2 Boron twist lift blades.

**MOUNTING:** Cat I & II TPL attachment with offset or centre mount.

**INSTRUCTIONS:** Operator's manual and holder supplied.

**SAFETY GUARDS:** Front & rear chain guards.

MODEL	WORKING WIDTH	OVERALL WIDTH	OFFSET	CUTTING HEIGHT	PTO	OVERALL HEIGHT	WEIGHT
	MM	MM	MM	MM	RPM	MM	KG
108RS5	4'10" (1473)	5'3" (1600)	200	20-80	540	990	360
108RS6	5'10" (1778)	6'3" (1905)					397

OPTION : DESCRIPTION	CODE
Height Control Wheel	103WRSHC2



# 131 Heavy Duty Slasher



Heavy  
Duty



75 HP or  
100 HP



Galvanised  
Finish



Australian  
Made



BareCo Gearbox  
& PTO



Pictured: 5' standard model

Suited to large acreage applications including clearance, firebreaks, private roadsides or where major cutting & clearing is required.

## CONSTRUCTION:

Welded 6mm top deck plate, welded steel side plates with adjustable skids.

## GEARBOX:

75HP, 540RPM, 1:1.93 ratio or 100HP, 540RPM, 1:1.93 ratio.

## PTO SHAFT RATING:

75HP, Series 6 or 110HP, Series 8.

## HEADSTOCK:

Collapsible floating hitch.

## MOUNTING:

Cat. II TPL attachment. Centre mount.

## CLUTCH:

75HP: 8" 2 plate friction clutch,  
100HP: 8" 2 plate friction clutch.

## FINISH:

Long lasting galvanised top deck.

## SKIDS:

Adjustable from 50 -150mm cutting height.

## BLADES:

3 leaf rotor bar with hardened bushes and 2 Boron step down blades (spring steel rotor on 100HP model)

## INSTRUCTIONS:

Operator's manual and holder supplied.

## STONE GUARDS:

Front and rear rubber stone guards (chain guards on 100HP model).

MODEL	WORKING WIDTH	OVERALL WIDTH	OFFSET	CUTTING HEIGHT	PTO	OVERALL HEIGHT	WEIGHT
	MM	MM	MM	MM	RPM	MM	KG
75HP STANDARD				50 - 150	540	1020	
131RS5G	5' (1500)	5'3" (1600)	CENTRAL				347
131RS6G	6' (1800)	6'3" (1900)					469
131RS7G	7' (2100)	7'3" (2200)					572
100HP PREMIUM (INCL. SPRING STEEL ROTOR & CHAIN GUARDS)							
131RS5G100SSC	5' (1500)	5'3" (1600)	CENTRAL				376
131RS6G100SSC	6' (1800)	6'3" (1900)					471
131RS7G100SSC	7' (2100)	7'3" (2200)					574
OPTION : DESCRIPTION			MODEL		CODE		
Height Control Wheel (Two recommended for 7' models)			ALL		103WRSHC2		
Heavy Duty Height Control Wheel					131RSHC2		



# 145 Shireboss Slasher



Extra  
Heavy Duty



130 HP or  
200 HP



Galvanised  
Finish



Australian  
Made



BareCo Gearbox  
& PTO



Pictured: 6' Shireboss

With reinforced subframe and sides, Shireboss slashers are used for clearing heavy scrub, creating firebreaks, roadsides, council contract work and where all types of cutting and clearing is required.

<b>CONSTRUCTION:</b>	6mm top deck plate, rear corners tapered to improve manoeuvrability.	<b>BLADES:</b>	3 leaf (130mm) spring steel rotor bar with hardened bushes and 2 heavy duty, twist profile blades.
<b>GEARBOX:</b>	130HP, 540RPM, 1:1.93 ratio or 200HP, 1000RPM, 1:1 ratio.	<b>MOUNTING:</b>	Cat. II TPL centre mount attachment.
<b>PTO SHAFT RATING:</b>	Blue torque 4 plate clutch 150HP.	<b>INSTRUCTIONS:</b>	Operator's manual and holder supplied.
<b>HEADSTOCK:</b>	Collapsible floating hitch.	<b>SAFETY GUARDS:</b>	Replaceable front/rear quickfit chains.
<b>FINISH:</b>	Long lasting galvanised top deck.		
<b>SKIDS:</b>	Adjustable from 40 - 140mm cutting height. Replaceable skid runners.		

MODEL	WORKING WIDTH	OVERALL WIDTH	OFFSET	CUTTING HEIGHT	PTO	OVERALL HEIGHT	WEIGHT
	MM	MM	MM	MM	RPM	MM	KG
145SB6HGB130	6' (1800)	6'6" (1970)	CENTRAL	40 - 140	540	1140	648
145SB7HGB130	7' (2100)	7'6" (2270)					790

OPTION : DESCRIPTION	MODEL	CODE
Height Control Wheel (Two recommended for 7' models)	ALL	145RSHC2
200HP Gearbox Upgrade	SHIREBOSS	GP200UPG



# Finishing Mower



Pictured: SM180P

Suited to golf courses, sports grounds and gardens where a clean cut and smooth finish is required with low horsepower tractors. These finishing mowers are designed to cut grass between 25mm and 100mm in height, which can easily be adjusted via 4 sturdy castor wheels. The castor wheels provide a constant and even cutting height.

**CONSTRUCTION:** Mower deck is constructed of pressed steel, reinforced at wheel and three point linkage attachment.

**CONTROL:** Manual height adjustment on four solid rubber castor wheels (210 x 80).

**DRIVE LINE:**

P.T.O drive shaft with durable safety cover, oil bath gearbox, pulley and belt drive to three cutting blades.

**ATTACHMENT:**

Cat. I three point linkage with floating top link.

MODEL	DISCHARGE	TRACTOR	WORKING WIDTH	NUMBER OF BLADES	CUTTING HEIGHT	PTO	WEIGHT
		HP	MM		MM	RPM	KG
SM120P	Rear	12 - 20	1200	3	25 - 100	540	170
SM120L	Side						
SM150P	Rear	15 - 30	1500				200
SM150L	Side						
SM180P	Rear	20 - 40	1800				230
SM180L	Side						
SM230P	Rear	30 - 60	2300				315



# Breviagri Rotary Hoes

A wide range of rotary hoes for tractors from 10 to 400HP and with models servicing a wide spectrum of working widths. More features and options allow farmers to match a Brevi rotary hoe to their specific application.







# Brevi Rotary Hoes

NOTE: GREEN SHADED MODELS ARE AVAILABLE ON INDENT ORDER ONLY


MODEL	HP	WORKING WIDTH (CM)	SIDE SHIFT	PTO RPM	SIDE DRIVE		BLADES FOR FLANGE	BLADE TYPE	ROTOR		
					CHAIN	GEARS			FLASH	SPIKES	BK
Rotary tillers with fixed frame or side shift											
B25S	10 - 30	85 - 105 - 125	Mechanical	540	Std	-	4	C	-	-	-
B35S	15 - 35	105 - 125 - 145	Mechanical	540	Std	-	4	C	-	-	-
B45S	20 - 50	125 - 145 - 165	Mechanical	540	Std	-	4	C	-	-	-
B40F	15 - 40	85 - 105 - 125 - 145 - 165		540	Std	-	4	C	-	-	-
B55F	25 - 60	125 - 145 - 165 - 185	-	540	Std	Opt	4 - 6	C	-	-	-
B55S	25 - 60	145 - 165 - 185	Mechanical	540	Std	Opt	4 - 6	C	-	-	-
B60PS	30 - 70	125 - 145 - 165 - 185 - 205	-	540	Std	Opt	6	C	-	-	-
B60PL	30 - 70	130 - 155 - 185 - 205	-	540	Std	Opt	6	C	-	-	-
B60S	25 - 70	130 - 155 - 185 - 205	Hydraulic	540	-	Std	6	C	-	-	-
B60SA	25 - 70	130 - 155 - 185 - 205	Automatic	540	-	Std	6	C	-	-	-
B85	50 - 90	155 - 180 - 205 - 230	-	540	-	Std	6	C	-	-	-
B103V	50 - 100	155 - 185 - 205 - 230 - 250	-	540 /1000	-	Std	6	L	Opt (185-250)	Opt (205-250)	-
B123V	60 - 120	205 - 230 - 250 - 280 - 300	-	540 /1000	-	Std	6	L	Opt	Opt	-
B170V	70 - 170	250 - 280 - 300	-	1000	-	Std	6	L	Opt (250,300)	Opt	Opt
B250V	100 - 250	250 - 300	-	1000	-	Std	6	L	-	Opt (250,300)	-
Rotary tillers with folding frame											
DOBLE	150 - 220	360 - 400 - 500 - 600	-	1000	-	Std	6	L	-	Opt	Opt
MAXI DOBLE	200 - 400	460 - 500 - 560 - 630	-	1000	-	Std	6	L	-	Opt	Opt
Reverse rotation stone buriers											
SB35	12 - 25	85 - 105 - 125	Mechanical	540	Std	Opt	4	C	-	-	-
SB40	24 - 40	105 - 125 - 145 - 165	Mechanical	540	Std	Opt	6	C	-	-	-
SB60	35 - 50	145 - 165 - 185	-	540	Std	Opt	6	C	-	-	-
SB80	40 - 65	155 - 180 - 205	-	540	Std	Opt	6	C	-	-	-




Rotor with "C" helicoidal blades



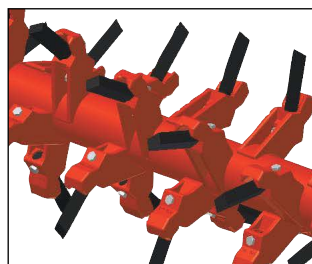
Rotor with straight curled blades "BK"



Flange reinforcement



Conveyor disc



Rotor with spike blades "SPIKES"



Rotor with straight blades "FLASH"



Wheel track eradicator



Front depth wheel



# Brevi Rotary Hoes

Breviagri has a long history of innovation and development of top quality tillage machinery. Since 1949, Brevi have pursued and achieved continuous product innovation. The quality of their rotary hoes and power harrows speaks for itself. Silvan Australia has been proudly promoting the Breviglieri range since 2010.

The Brevi rotary hoe range is renowned for its high quality durable construction plus a range of options including interchangeable rotors to cage & packer style rollers. These can ensure that the

right soil structure and condition can be created in a one-pass operation.

Brevi rotary hoe's & power harrows are engineered to suit tractors from 10 to 400 HP. Silvan Australia stock Breviglieri rotary hoes from 85cm to 6.3m folding machines. Power harrows from 1.5 to 7m working widths are also offered.

All machines in the Brevi range are designed and engineered for optimal results and efficiency.

Top quality Italian gearboxes built to ISO standards ensures robust and reliable operation and trouble free performance.

Up to 65mm clearance between the frame and blades allows tilled soil to flow smoothly.

A range of rotors, blades & roller options to match soil conditions.

## TRANSMISSION

Gear drives are standard on 55-400 HP rotary hoes. Smaller units from 25 to 40 HP come standard with chain drives.

High quality oil seals in steel & rubber prevent external contamination from dust/water.





# Brevi B40F Rotary Hoes



Heavy  
Duty



40 HP



Pictured: B40F-165

Rigid box construction rotary hoes suitable for small-medium sized farms and market gardens, preparation of ground and working in stubble and crop residues.

## FEATURES INCLUDE:

- 40 HP single speed gearbox
- 85 - 165cm working widths
- Side chain drive with auto tensioner
- C blades per flange
- Cat I or II three point linkage
- 1 3/8" 6 spline PTO with slip clutch

MODEL	TRACTOR	WORKING WIDTH	TOTAL WIDTH	PTO	ROTOR	WORKING DEPTH	BLADE QTY / TYPE	BLADES PER FLANGE	WEIGHT
	HP	MM	MM	RPM	RPM	MM	C BLADES		KG
B40F-85	15-40	850	990	540	239	50 - 150	16	4	155
B40F-105	15-40	1050	1140				20		175
B40F-125	20-40	1250	1390				24		200
B40F-145	25-40	1450	1620				28		220
B40F-165	30-40	1650	1820				32		245

NOTE: AN ADDITIONAL SURCHARGE OF \$700.00 (EX GST) APPLIES FOR MACHINERY ASSEMBLY



# Brevi B85 Rotary Hoes



Heavy  
Duty



90 HP



Pictured: B85-205

## FEATURES INCLUDE:

- 90 HP single speed gearbox
- 155 - 230cm working widths
- Side gear drive
- CE safety guards
- 6 C Blades per flange
- Cat I or II three point linkage
- 1 3/8" 6 spline PTO with slip clutch

MODEL	TRACTOR	WORKING WIDTH	TOTAL WIDTH	PTO	ROTOR	WORKING DEPTH	BLADE QTY / TYPE	BLADES PER FLANGE	WEIGHT
	HP	MM	MM	RPM	RPM	MM	C BLADES		KG
B85-155	50 - 90	1550	1800	540	200	100 - 200	42	6	520
B85-180	50 - 90	1850	2100				48		550
B85-205	60 - 90	2050	2300				54		585
B85-230	70 - 90	2300	2550				60		620

OPTION : DESCRIPTION	MODEL	CODE
FRONT DEPTH WHEELS	ALL	B0040264
NOTE: AN ADDITIONAL SURCHARGE OF \$700.00 (EX GST) APPLIES FOR MACHINERY ASSEMBLY		



# Brevi B103 Rotary Hoes




Heavy  
Duty



100 HP



Straight blade Flash  
Rotor for dry clay soils  
or seedbed preparation  
(185 - 250)



Spike blades for very  
dry or stony soil  
(205 - 250)

Pictured: B103V-250

## FEATURES INCLUDE:

- 100 HP multi speed gearbox (540 RPM - optional 1000 RPM).
- 155 - 250 cm working widths.
- 6 L blades per flange.
- Side gear drive.
- CE safety guards.
- Rear door with spring & pin adjustment.
- Floating front hitches.
- 1 3/8" 6 spline PTO with slip clutch.

MODEL	TRACTOR	WORKING WIDTH	TOTAL WIDTH	PTO	ROTOR RPM	WORKING DEPTH	BLADE QTY / TYPE	BLADES PER FLANGE	WEIGHT
	HP	MM	MM	RPM	MULTISPEED	MM	L BLADES		KG
B103V-155	50 - 100	1570	1760	540	169 - 238 - 301	100 - 250	36	6	590
B103V-185	50 - 100	1880	2070				42		630
B103V-205	60 - 100	2080	2270				48		660
B103V-230	70 - 100	2340	2530				54		690
B103V-250	75 - 100	2540	2730				60		720

OPTION : DESCRIPTION	MODEL	CODE
FRONT DEPTH WHEELS	ALL	BZ1400163
PAIR OF SIDE DISCS	ALL	B8201490
WHEEL TRACK ERADICATOR (EACH)	ALL	BZ1400155

NOTE: AN ADDITIONAL SURCHARGE OF \$700.00 (EX GST) APPLIES FOR MACHINERY ASSEMBLY



# Brevi B123 Rotary Hoes



Heavy  
Duty



120 HP



Spike blades for very  
dry or stony soil



Straight blade Flash  
Rotor for dry clay  
soils or seedbed  
preparation



Pictured: B123V-250

## FEATURES INCLUDE:

- 120 HP multi speed gearbox with rear PTO (540 RPM - optional 1000 RPM)
- 205 - 300cm working widths.
- 6 L blades per flange.
- Side gear drive.
- CE safety guards.
- Floating front hitches.
- 1 3/8" 6 spline PTO with slip clutch.

MODEL	TRACTOR	WORKING WIDTH	TOTAL WIDTH	PTO	ROTOR RPM	WORKING DEPTH	BLADE QTY / TYPE	BLADES PER FLANGE	WEIGHT
	HP	MM	MM	RPM	MULTISPEED	MM	L BLADES		KG
B123V-205	60 - 120	2080	2270	540	214 - 240 - 302	100 - 250	48	6	700
B123V-230	60 - 120	2340	2530				54		750
B123V-250	70 - 120	2540	2730				60		820
B123V-300	90 - 120	3040	3230				72		890
CAGE ROLLER 405MM									
B123V-205CR	60 - 120	2080	2270				48		860
B123V-230CR	60 - 120	2340	2530				54		910
B123V-250CR	70 - 120	2540	2730				60		970
B123V-300CR	90 - 120	3040	3230				72		1080

OPTION : DESCRIPTION	MODEL	CODE
FRONT DEPTH WHEELS	ALL	BZ1400163
PAIR OF SIDE DISCS	ALL	B8201490
WHEEL TRACK ERADICATOR (EACH)	ALL	BZ1400155
REAR PTO (INDENT ONLY)	ALL	

NOTE: AN ADDITIONAL SURCHARGE OF \$700.00 (EX GST) APPLIES FOR MACHINERY ASSEMBLY



# Brevi B170 Rotary Hoes




Heavy  
Duty




170 HP



Pictured: B170V-300PR



Spike blades for very  
dry or stony soil



Straight blade Flash  
Rotor for dry clay soils  
or seedbed preparation

Heavy duty rotary hoes intended for large farms, specialised operations and contractors. They are designed to work in heavy conditions with a wide choice of accessories. The versatility allows better tillage results on many ground types.

## FEATURES INCLUDE:

- 170 HP multispeed gearbox with rear PTO (1000 RPM)
- 250 - 300cm working widths
- 6 L blades per flange
- Side gear drive
- CE safety guards
- Floating front hitches
- Rear door with spring & pin adjustment
- 1 3/8" 21 spline PTO with slip clutch

MODEL	TRACTOR	WORKING WIDTH	TOTAL WIDTH	PTO	ROTOR RPM	WORKING DEPTH	BLADE QTY / TYPE	BLADES PER FLANGE	WEIGHT
	HP	MM	MM	RPM	MULTISPEED	MM	L BLADES		KG
B170V-250	70 - 170	2540	2740	1000	223 - 278 - 310	100 - 200	60	6	990
B170V-280	90 - 170	2800	3000				66		1080
B170V-300	100 - 170	3040	3240				72		1160
CAGE ROLLER 450MM									
B170V-250CR	70 - 170	2540	2740				60		1100
B170V-280CR	90 - 170	2800	3000				66		1200
B170V-300CR	100 - 170	3040	3240				72		1290
PACKER ROLLER 464MM									
B170V-250PR	70 - 170	2540	2740				60		1280
B170V-280PR	90 - 170	2800	3000				66		1360
B170V-300PR	100 - 170	3040	3240				72		1450

OPTION : DESCRIPTION	MODEL	CODE
FRONT DEPTH WHEELS	ALL	B5500298
PAIR OF SIDE DISCS	ALL	B8201366
WHEEL TRACK ERADICATOR (EACH)	ALL	BE1600024
DOUBLE FLANGE (EACH)	ALL	B4000418
NOTE: AN ADDITIONAL SURCHARGE OF \$700.00 (EX GST) APPLIES FOR MACHINERY ASSEMBLY		



# Brevi Doble Folding Rotary Hoes



Heavy  
Duty



220 HP



Pictured: DOBLE-360

The Doble rotary hoe is well suited to rugged conditions such as sugar cane, cotton, broadacre and large vegetable farms. It's purpose built with two robust side frames that hydraulically fold for transport and storage.

## FEATURES INCLUDE:

- 220HP single speed gearbox (1000 RPM)
- 360 - 400cm working widths
- 6 L blades per flange with double flanges
- Transport width 268cm
- Side gear drives
- 1 3/4" 20 spline PTO with cam clutch
- Store folded
- Side discs
- Wheel track eradicators
- Hardox® rotor supports
- Duo cone seals

MODEL	TRACTOR	WORKING WIDTH	FOLDED WIDTH FOR TRANSPORT	PTO	ROTOR RPM	WORKING DEPTH	BLADE QTY / TYPE	BLADES PER FLANGE	WEIGHT
	HP	MM	MM	RPM	RPM	MM	L BLADES		KG
DOBLE-360	150 - 220	3600	2680	1000	259	100 - 200	84	6	2070
DOBLE-400	180 - 220	4000					96		2180
CAGE ROLLER 450MM									
DOBLE-360CR	150 - 220	3600					84		2370
DOBLE-400CR	180 - 220	4000					96		2540
PACKER ROLLER 500MM									
DOBLE-360PR	150 - 220	3600					84		2580
DOBLE-400PR	180 - 220	4000					96		2800

NOTE: AN ADDITIONAL SURCHARGE OF \$700.00 (EX GST) APPLIES FOR MACHINERY ASSEMBLY



# Brevi Maxi Doble Folding Rotary Hoes



Heavy  
Duty



400 HP



Pictured: DOBLE-630

The Maxi Doble rotary hoe is well suited to rugged conditions such as sugar cane, cotton, broadacre and large vegetable farms. It can be hydraulically folded for transport, storage and maintenance. The range features DuoCone seals and Hardox® rotor flanges.

## FEATURES INCLUDE:

- 400HP single speed gearbox (1000 RPM)
- 460 - 630cm working widths
- 6 L blades per flange with double flanges
- Transport width 268cm
- Side gear drives
- 1 3/4" 20 spline PTO with cam clutch
- Store folded
- Side discs
- Wheel track eradicators
- Hardox® rotor supports
- Duo cone seals

MODEL	TRACTOR	WORKING WIDTH	FOLDED WIDTH FOR TRANSPORT	PTO	ROTOR	WORKING DEPTH	BLADE QTY / TYPE	BLADES PER FLANGE	WEIGHT
	HP	MM	MM	RPM	RPM	MM	L BLADES		KG
DOBLE-460	200 - 400	4600	2680	1000	239	100 - 200	108	6	2400
DOBLE-500	220 - 400	5000					120		2480
DOBLE-560	240 - 400	5600					132		2600
DOBLE-630	260 - 400	6320					156		2780
CAGE ROLLER 450MM									
DOBLE-460CR	200 - 400	4600					108		2680
DOBLE-500CR	220 - 400	5000					120		2840
DOBLE-560CR	240 - 400	5600					132		3050
DOBLE-630CR	260 - 400	6320					156		3290
PACKER ROLLER 500MM									
DOBLE-460PR	200 - 400	4600					108		2890
DOBLE-500PR	220 - 400	5000					120		3070
DOBLE-560PR	240 - 400	5600					132		3340
DOBLE-630PR	260 - 400	6320					156		3880

NOTE: AN ADDITIONAL SURCHARGE OF \$700.00 (EX GST) APPLIES FOR MACHINERY ASSEMBLY



# Brevi Bedformers & Accessories



## Silvan Bedformer

Silvan Bedformers create uniform, level, full width beds with consistent bed compaction in one pass and are fitted to your choice of Italian made Brevi rotary hoes or power harrows.

The bed former floats are manufactured out of 10mm plate and incorporate an easy flow through design. For extra strength all units are seam welded except for the skid plates, which are stitch welded for easy removal. Tailgates are fully enclosed to minimise soil and water collection to avoid rust and customised to match any seed bed profile.

- Bed formers are custom built in Melbourne on quality Breviglieri rotary hoes and power harrows to suit most applications
- Floats fabricated from 10mm plate
- All fully seam welded for strength
- Skid plates stitch welded for easy replacement
- Tail gates fully enclosed to avoid trapping corrosion-causing moisture
- Price excludes rotary hoe or power harrow

MODEL CODE	DESCRIPTION
CUSTOM-JS01	SINGLE BEDFORMER



## Brevi PLR Rotary Hoe

The PLR is designed to till the floor material in poultry sheds in order to break up the large clods and aerate the material, improving animal health and increasing productivity.

- The reverse rotation rotor with increased speed for an effective till
- Front and rear debris guards to minimise noise and dust
- Adjustable full length skids for accurate height control

MODEL CODE	WORKING WIDTHS	TRACTOR RANGE	WEIGHT
B40F-145RR	1420mm	22 - 40 HP	240kg
B40F-165RR	1620mm	30 - 40 HP	260kg



## Brevi Stone Burier

Ideal where stony soil is a problem, the stone burier uses over sized parts making it very tough and dependable.

MODEL CODE	WORKING WIDTHS	TRACTOR RANGE	WEIGHT
SB35	85-125 cm	12-35 HP	245-295 kg
SB40	105-165 cm	25-40 HP	375-460 kg
SB60	145-185 cm	35-50 HP	485-550 kg
SB80	155-205 cm	40-65 HP	670-770 kg



## Brevi Inter-row Tiller

Brevi's inter-row tillers shred, scarify and aerate the surface layers of the soil, improving its fertility and reducing the need for herbicides and pesticides.

MODEL CODE	WORKING WIDTHS	TRACTOR RANGE	ELEMENT WIDTHS
M21-2	165-440 cm	15-40 HP	13-50 cm
MBE3	165-440 cm	30-80 HP	25-70 cm
MG4	237-440 cm	40-80 HP	25-90 cm



# Brevi Power Harrows

Brevi's power harrow range offer features that include phased rotors, robust gearboxes and gear drives. Selected models have a combination seeder option for tillage and seeding in one pass.





# Brevi Power Harrows

NOTE: BURGUNDY SHADED MODELS AVAILABLE ON INDENT ORDER ONLY

MODEL	HP	WORKING WIDTH (CM)	SUPERFAST BLADES	ROTOR BEARINGS	REAR PTO
Power harrows with fixed frame					
MF80	30 - 80	110 - 130 - 150 - 170 - 190	-	Ball	-
MF100	60 - 100	200 - 230 - 250 - 300	-	Ball	Opt
MF120	90 - 120	250 - 300	Opt	Ball	Std
MF150	100 - 150	250 - 300	Opt	Ball	Std
MF170	100 - 170	300 - 350 - 400	Opt	Ball	Std
MF220	140 - 220	300 - 350 - 400 - 450	Opt	Ball	Std
Power harrows with folding frame					
MekFold180	100 - 180	340 - 410 - 460	-	Ball	-
MekFold220	130 - 220	400 - 500	Opt	Ball	-
MekFold260	140 - 260	400 - 450 - 500 - 600	Opt	Ball	-
MekFold300	160 - 300	500 - 600 - 700	Opt	Ball	-
MekFold350	180 - 350	500 - 600 - 700	Opt	Taper roller	-


## APV SEEDER

- Working width: 1-6 metres with double electric fan, 8 outlets
- Hopper capacity: 120, 200 or 300L plastic hopper
- 12 volt in-cab controller with hectare meter
- Fine and coarse seed sowing shafts
- 8 dispersion plates
- Available on MF80 and MF100 power harrows

MODEL CODE	HEIGHT CM	WIDTH CM	DEPTH CM
APV-120	90	60	80
APV-200	100	70	90
APV-300	110	80	100



## SUPERFAST® - OPTIONAL QUICK REPLACEMENT BLADE SYSTEM



	LENGTH (MM)	THICKNESS (MM)
Mekfarmer 80 - 100	270	12
Mekfarmer 120 - 220	300	15
Mekfold 180	270	12
Mekfold 220 - 350	300	15

## OPTIONAL LUCKYSEM SEEDER ATTACHMENT



	LUCKYSEMV250	LUCKYSEMV300
Working width	2500 mm	3000 mm
Inter row spacing	125 mm	125 mm
Hopper capacity	420 litre	520 litre
Number of rows	20	24



# Brevi Power Harrows

Silvan's Brevi range offers features to help you select a power harrow to suit your specific needs. These include phased rotors, Superfast quick release blade options, adjustable hitches, hydraulic folding, robust gearboxes, and gear drives. Backed by a manufacturer's warranty, you can be confident your Brevi power harrow will last in the toughest conditions.

Bolted gearcase allows simplified maintenance access. Individual bearing caps for simple bearing replacement.

A durable box-section construction with a square front bar, side bars and the 3 point headstock with the gearbox form a heavy-duty assembly.



Floating hitch system to better follow ground contours.

Brevi power harrows have phased rotors assembled in a helical arrangement rather than the traditional crisscross rotation. This reduces absorption of power and fuel consumption, eliminates machine vibrations and enables better soil crumbling.



A pin or screw depth adjustment levelling bar is fitted for better control of soil clod crumbling, refining and even distribution.

Performance based gearboxes built to ISO standards ensures robust and reliable operation.



Oil seals in steel and rubber prevent any external contamination from dust or water.





# MekFarmer 80/100 Power Harrows



Heavy  
Duty



80/100 HP



Pictured: MF80-170CR

## FEATURES INCLUDE:

- 80HP single speed gearbox (540 RPM) or 100HP two speed gearbox (540 RPM).
- Phased rotors - 200mm pitch.
- Headstock centre mounted.
- Leveling bar standard.
- Floating side shields.

- 1.5 - 2.5m working widths.
- 1 3/8" 6 spline PTO with slip clutch.

## PHASED ROTOR BENEFITS:

- Reduces the absorption of power and fuel consumption.
- Eliminates vibrations.
- Better soil crumbling.

MODEL	TRACTOR	WORKING WIDTH	TOTAL WIDTH	PTO	ROTOR	WORKING DEPTH	BLADE	WEIGHT	
	HP	MM	MM	RPM	RPM	MM	QTY	KG	
CAGE ROLLER 370MM MF80 / 405MM MF100				540		80 - 270			
MF80-150CR	50 - 80	1480	1530		324			14	405
MF80-170CR	60 - 80	1680	1730					16	440
MF100-200CR	60 - 100	2060	2150		310 / 276 - 2 Speed 540 rpm gearbox			20	700
MF100-250CR	70 - 100	2460	2550					24	770
PACKER ROLLER 406MM									
MF80-150PR	50 - 80	1480	1530		324			14	485
MF80-170PR	60 - 80	1680	1730					16	530
MF100-200PR	60 - 100	2060	2150		310 / 276 - 2 Speed 540 rpm gearbox			20	780
MF100-250PR	70 - 100	2460	2550					24	880

OPTION : DESCRIPTION	MODEL	CODE
STONE COLLAR PROTECTION (EACH)	ALL	B4000331
WHEEL TRACK ERADICATOR (EACH)	ALL	BE1600024
120L APV SEEDER	ALL	APV-120

NOTE: AN ADDITIONAL SURCHARGE OF \$700.00 (EX GST) APPLIES FOR MACHINERY ASSEMBLY



# MekFarmer 150 Power Harrows



Heavy  
Duty



150 HP



Pictured: MF150-250CR

## FEATURES INCLUDE:

- 150HP two speed gearbox with rear PTO (540/1000 RPM)
- Phased rotors
- Stone protection system
- Leveling bar standard
- Floating side shields
- 2.5 - 3.0m working widths
- 1 3/8" 6 spline PTO with slip clutch

## PHASED ROTOR BENEFITS:

- Reduces the absorption of power and fuel consumption
- Eliminates vibrations
- Better soil crumbling

MODEL	TRACTOR	WORKING WIDTH	TOTAL WIDTH	PTO	ROTOR	WORKING DEPTH	BLADE	WEIGHT
	HP	MM	MM	RPM	RPM	MM	QTY	KG
CAGE ROLLER 450MM				540/1000	348/362	100 - 300		
MF150-250CR	100 - 150	2460	2520				20	1010
MF150-300CR	110 - 150	2940	3000				24	1190
PACKER ROLLER 464MM								
MF150-250PR	100 - 150	2460	2520				20	1100
MF150-300PR	110 - 150	2940	3000				24	1290

DESCRIPTION	MODEL	CODE
SUPER FAST BLADE SYSTEM	ALL	
WHEEL TRACK ERADICATOR (EACH)	ALL	BE1600024

NOTE: AN ADDITIONAL SURCHARGE OF \$700.00 (EX GST) APPLIES FOR MACHINERY ASSEMBLY



# MekFarmer 220 Power Harrows



Heavy  
Duty



220 HP



Pictured: MF220-400PR

## FEATURES INCLUDE:

- 220 HP two speed gearbox rear PTO (1000 RPM)
- Phased rotors
- Stone protection system
- Levelling bar standard

- Floating side shields

- 1 3/8" 21 spline PTO with slip clutch
- 3 - 4.5m working widths

## PHASED ROTOR BENEFITS:

- Reduces the absorption of power
- Eliminates vibrations
- Better soil crumbling

MODEL	TRACTOR	WORKING WIDTH	TOTAL WIDTH	PTO	ROTOR	WORKING DEPTH	BLADE	WEIGHT
	HP	MM	MM	RPM	RPM	MM	QTY	KG
CAGE ROLLER 450 MM				1000	332/ 370	100 - 300		
MF220-300CR	140-220	2940	3000				24	1280
MF220-350CR	150-220	3420	3480				28	1470
MF220-400CR	170-220	3900	3960				32	1610
MF220-450CR	180-220	4380	4440				36	1730
PACKER ROLLER 500 MM								
MF220-300PR	140-220	2940	3000				24	1480
MF220-350PR	150-220	3420	3480				28	1630
MF220-400PR	170-220	3900	3960				32	1790
MF220-450PR	180-220	4380	4440				36	1960
CAGE ROLLER 450 MM WITH SUPERFAST BLADES								
MF220-300SCR	140-220	2940	3000				24	1280
MF220-350SCR	150-220	3420	3480				28	1470
MF220-400SCR	170-220	3900	3960				32	1610
MF220-450SCR	180-220	4380	4440				36	1730
PACKER ROLLER 500 MM WITH SUPERFAST BLADES								
MF220-300SPR	140-220	2940	3000				24	1480
MF220-350SPR	150-220	3420	3480				28	1630
MF220-400SPR	170-220	3900	3960				32	1790
MF220-450SPR	180-220	4380	4440				36	1960

DESCRIPTION	MODEL	CODE
WHEEL TRACK ERADICATOR (EACH)	ALL	BE1600024
NOTE: AN ADDITIONAL SURCHARGE OF \$700.00 (EX GST) APPLIES FOR MACHINERY ASSEMBLY		



# MekFold 260/300/350 Power Harrows



Heavy  
Duty



260/300  
/350 HP



Pictured: MEKFOLD260-500CR

## FEATURES INCLUDE:

- 260/300/350 HP single speed central gearbox (1000 RPM) and multi speed side gearboxes.
- Phased rotors.
- Stone protection system.
- Leveling bar standard.
- Floating side shields.
- Folded width 250cm.
- 4 - 7m working widths.
- 450mm Cage roller standard.
- Konic - tapered roller bearings on MEKFOLD350.
- 1 3/4" 20 spline PTO with cam clutch.

MODEL	TRACTOR	WORKING WIDTH	FOLDED WIDTH FOR TRANSPORT	PTO	ROTOR	WORKING DEPTH	BLADE	WEIGHT
	HP	MM	MM	RPM	RPM	MM	QTY	KG
MEKFOLD 260 WITH 450 MM CAGE ROLLER			2500	1000	310 / 352	100 - 300		
MEKFOLD260-400CR	140-260	4000					32	2250
MEKFOLD260-500CR	160-260	4960					40	2570
MEKFOLD260-600CR	180-260	5920					48	2880
MEKFOLD 300 WITH 450 MM CAGE ROLLER					324 / 363			
MEKFOLD300-500CR	160-300	4960					40	2800
MEKFOLD300-600CR	180-300	5920					48	3140
MEKFOLD300-700CR	190-300	6880					56	3510
MEKFOLD 350 WITH 450 MM CAGE ROLLER								
MEKFOLD350-500CR	180-350	4960					40	2870
MEKFOLD350-600CR	220-350	5920					48	3230
MEKFOLD350-700CR	250-350	6880					56	3610

NOTE: AN ADDITIONAL SURCHARGE OF \$700.00 (EX GST) APPLIES FOR MACHINERY ASSEMBLY



# Breviglieri Blades

Model	Part Number		Blade Type	Bolt Assy	Blade Dimensions (mm)	Weight (g)
B25S - B35S	B0030104D B0030104S	R L	C/SPEED	BOLT - B0021104 NUT - B0021105	60 x 6	625
B45S - B45F - B40F - B55F - B55S - B60PS	B8300021 B8300020 B8300022 B8300023	R L L R	C/SPEED C/SPEED L/SQUARE L/SQUARE	BOLT - B0001073 NUT - B0001075 WASHER - B0001077	70 x 6	681
B60PL - B60S - B60SA - B80	B0040105D B0040105S B0040103D B0040103S	R L R L	C/SPEED C/SPEED L/SQUARE L/SQUARE	BOLT - B0001073 NUT - B0001075 WASHER - B0001077	80 x 7	1031
B83	B0064811D B0064811S B0064818D B0064818S	R L R L	C/SPEED C/SPEED L/SQUARE L/SQUARE	BOLT - B0003062 NUT - B0003064 WASHER - B0001020	80 x 8	1156
B103V - B123V - B170V	B0064811D B0064811S B0064818D B0064818S	R L R L	C/SPEED C/SPEED L/SQUARE L/SQUARE	BOLT - B0003062 NUT - B0003064 WASHER - B0001020	80 x 8	1156
	B0020100D B0020100S	R L	FLASH/STRAIGHT FLASH/STRAIGHT	BOLT - B0020102 NUT - B0020105	60 x 10	1009
	B0064131		SPIKE	BOLT - B0064168 NUT - B0014106	25 x 25	713
B250V	B0064811D B0064811S B0064818D B0064818S	R L R L	C/SPEED C/SPEED L/SQUARE L/SQUARE	BOLT - B0003062 NUT - B0003064 WASHER - B0001020	80 x 8	1156
	B0064131		SPIKE	BOLT - B0064168 NUT - B0014106	25 x 25	713
DOBLE	B0064811D B0064811S B0064818D B0064818S	R L R L	C/SPEED C/SPEED L/SQUARE L/SQUARE	BOLT - B0017105 NUT - B0003064 WASHER - B0001020	80 x 8	1156
	B0064131		SPIKE	BOLT - B8065155 NUT - B0091242	25 x 25	713
	BZ1700042 BZ1700041	R L	BK/STRAIGHT BK/STRAIGHT	BOLT - B0020102 NUT - B0020106	60 x 15	1794
MEKFARMER 80 - MEKFARMER 100	B0177401 B0277401	R L	BLADE	BOLT - B8064821 NUT - B0020105 DOUBLE NUT - B3177294	270 x 12	1658
MEKFOLD 180	B0177401 B0277401	R L	BLADE	BOLT - B0020102 NUT - B0020105 DOUBLE NUT - B3177294	270 x 12	1658
MEKFARMER 120 - 140 - 170 - 220 - 240	B0060184D B0060184S	R L R L	BLADE	BOLT - B0060189 DOUBLE NUT - B3177293	300 x 15	2604
MEKFOLD 220 - 260 - 300- 330	B0060184D B0060184S	R L R L	BLADE	BOLT - B8066275 DOUBLE NUT - B3177293	300 x 15	2604
MEKFARMER 300	BE0200001 BE0200002	R L	BLADE	BOLT - B8066275 DOUBLE NUT - B3177293	320 x 16	2825



# Spreaders & Implements





# R150 Spreader



Spread  
3-8m



Hopper  
107L



Pictured: BMC-R150

**APPLICATION:** The R150 trailed ATV spreader is ground driven and designed for spreading fertiliser on sporting fields, lawn and pasture. It is ideal for towing behind compact tractors, ride-on mowers and UTV's.

**CONSTRUCTION:** The hopper is manufactured from a single piece of spun seamless steel. The support frame is constructed of pressed and tubular steel. Stainless steel spreading vanes.

**ATTACHMENT:** Adjustable draw bar with 5 different height positions.  
**DRIVE LINE:** Two piece cast gearbox with constant drive, one driven wheel, one free wheel.  
13 x 5-6 pneumatic tyres.

**CONTROL:** One single lever for rate control, with mechanical agitator.

MODEL CODE		BMC-R150
Capacity*		107 litres
Width of throw**		3-8 m
Overall Dimensions	Length	1500 mm
	Width	860 mm
	Height	950 mm
	Weight	61 kg

\* Capacity will vary according to the type of fertiliser used. \*\* Variable according to speed and type of fertiliser.



# Poly Hopper Spreader



Spread  
6-18m



Hopper  
345L



Pictured: PL-500

**APPLICATION:** Suitable for small to medium spreading applications and are capable of spreading a wide variety of products including fertiliser and seed.

**CONSTRUCTION:** The hopper is corrosion resistant UV stabilised polyethylene with stainless steel metering & spreading discs.


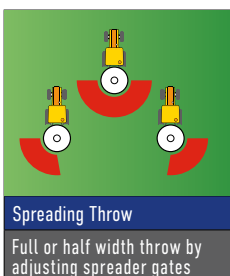
**ATTACHMENT:** Cat. I three point linkage.

**DRIVE LINE:** PTO drive shaft with safety cover - grease packed single speed gearbox with cast aluminium housing, 1:1 ratio - vertical output shaft to spinner and agitator.

**CONTROL:** One manual control lever is calibrated for quantity of application and a second control lever offers three settings for spreading pattern left, right and full.

MODEL CODE		PL-500
Capacity*		345 litres
Width of throw**		6-18 m
Overall Dimensions	Length	1100 mm
	Width	1130 mm
	Height	1000 mm
	Weight	63 kg
ORDERED UNASSEMBLED IN LOTS OF 5		MODEL CODE
		PL500BULK5
OPTIONAL ACCESSORIES		CODE
One sided conveyor		620102
Two sided conveyor		620106
Agitator		619012
Hopper grid cover		642010
Hopper cover		902003

\* Capacity will vary according to the type of fertiliser used. \*\* Variable according to speed and type of fertiliser.





# SX Spreader



Spread  
6-18m



Hopper  
345L



Pictured: SX-500GALHOP

**APPLICATION:** Suitable for small to medium spreading applications and are capable of spreading a wide variety of products including fertiliser and seed.

**CONSTRUCTION:** The galvanised hopper is manufactured from a single piece of spun, seamless steel. The support frame is constructed of pressed and tubular steel with stainless steel spreading disc and vanes.

**ATTACHMENT:** Cat. I three point linkage.

**DRIVE LINE:** PTO drive shaft with safety cover - grease packed single speed gearbox with cast aluminium housing, 1:1 ratio - vertical output shaft to spinner and agitator.

**CONTROL:** One manual control lever is calibrated for quantity of application and a second control lever offers three settings for spreading pattern, left, right and full.

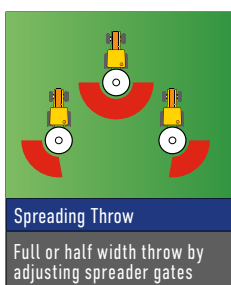
MODEL CODE		SX-500GALHOP
Capacity*		345 litres
Width of throw**		6-18m
Overall Dimensions	Length	1180 mm
	Width	1190 mm
	Height	1180 mm
	Weight	67 kg

ORDERED UNASSEMBLED IN LOTS OF 5	MODEL CODE
	SX-500GALBULK5

OPTIONAL ACCESSORIES	CODE
Side throw conveyor	PAX26
Agitator	PAX20

\* Capacity will vary according to the type of fertiliser used.

\*\* Variable according to speed and type of fertiliser.





# SQTF Oscillating Spreader



Orchards



Pasture



Spread  
5-14m



Hopper  
400 to 1000L



Pictured: RON-SQTF400

## APPLICATION:

The oscillating spreader is designed for precise application of fertiliser and seed at medium to low rates. The oscillating spout will apply product accurately from 5 to 14 metres depending on material being spread as well as left or right hand banding. Spreader is supplied with spouts for banded spreading for either 3 metre or 7 metre wide rows. (Note: Banded spreading will still allow some product to spread in centre)

## CONSTRUCTION:

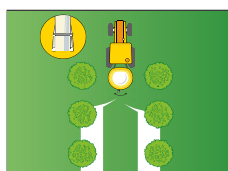
Heavy duty construction for long service life. The hopper is manufactured from non-corrosive UV stabilised impact resistant polyethylene. The frame is made of galvanised, high strength tubular steel. Spout formed from fibreglass reinforced nylon.

## DRIVE LINE:

Quality PTO driveshaft with approved safety cover. Continuous stroke flywheel with spring loaded drive coupling. Oscillating mechanism operates in oil bath for long service life.

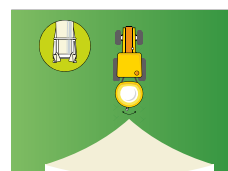
## CONTROL:

Single lever control for adjusting spreading volumes. Two spouts supplied for banding. Long agitator supplied as standard.



Twin band spreading

Accurately distribute fertiliser underneath the canopy, providing nutrients to the base of the plant.



Broadcast spreading

Doubles as a broadcast spreader being able to apply full coverage for top dressing.



Hydraulic control

Code: RON-993030

MODEL	CAPACITY	WIDTH OF THROW	DIMENSIONS	WEIGHT
	LITRES		L X W X H MM	KG
RON-SQTF400	400	6 - 14 metres	1100 x 1100 x 930	104
RON-SQTF800	820		1510 x 1510 x 1090	154
RON-SQTF1000	1000		1510 x 1510 x 1190	156

OPTIONS: DESCRIPTION	MODEL	CODE
Hydraulic opening control	800 & 1000 litres	RON-993030
Hopper cover	800 litres	RON-9980014
	1000 litres	RON-991000150

\* Capacity will vary according to the type of fertiliser used.

\*\* Variable according to speed and type of fertiliser.





Pictured: SV100-1



Pictured: MV12-1

**APPLICATION:** The Silvan Volumex range uses a patented design to accurately distribute granulated fertiliser, insecticides, herbicides and seeds. The volumetric conveyor belt and calibrated metering adjustments ensure that product is applied at correct doses. Each Volumex distributor permits fitment of two dropper hoses which direct the measured product exactly where it is required.

**CONSTRUCTION:** The hopper is constructed from stainless steel and the distributor from non-corrosive polypropylene.

**DRIVE LINE:** Optional 12V single speed or vari speed motor - polypropylene gear drive to conveyor belt. (NOT SUPPLIED WITH UNIT).

**CONTROL:** Precision calibrated manual adjustment dial - optional 12V vari speed motor adjustable from tractor cab.

**ATTACHMENT:** Compact size allows easy attachment to many types of equipment.

MODEL	CAPACITY	DIMENSIONS	DISTRIBUTORS / OUTLETS
	LITRES	L X W X H MM	
MV12-1	12	190 x 395 x 380	1 / 2
SV100-2	100	730 x 370 x 580	1 / 2
SV100-2			2 / 4
SV180-1	180	735 x 510 x 710	1 / 2
SV180-2			2 / 4
SV180-3			3 / 6

**NOTE: MOUNTING BRACKETS AND HOSES NOT SUPPLIED WITH VOLUMEX**

**12 VOLT DRIVE MOTOR IS NOT SUPPLIED WITH THE VOLUMEX APPLICATOR. IF REQUIRED, PLEASE SELECT FROM OPTION LIST BELOW**

OPTIONS			
CODE	FOR USE WITH	DESCRIPTION	RPM / SPEED
MV-SS	MV12-1	MICRO VOLUMEX	SINGLE SPEED
MV-VS		MICRO VOLUMEX VARI-SPEED	3 - 20 RPM
MV-VS2			3 - 35 RPM
SV-VS	SV100 & SV180	VOLUMEX VARI SPEED (SUITS UP TO 4 DISTRIBUTORS)	3 KM/H
SV-VS/12KM			12 KM/H



# Carryall

<b>CONSTRUCTION</b>	50mm x 50mm RHS back frame and 50mm x 50mm angle floor frame.
<b>DECK</b>	Replaceable bolt-on checker plate floor.
<b>FINISH</b>	Galvanised.
<b>MOUNTING</b>	Cat. I TPL linkage.

<b>MODEL CODE</b>	<b>155SF16</b>
Size	4' x 3'
Floor material	Checker plate steel
Weight	62 kg
Capacity	400 kg

<b>Package of 5 units</b>	<b>155SF16BULK</b>
---------------------------	--------------------



All round farm use for carrying various items such as fertiliser, fencing equipment, firewood, tools, spot sprayers etc.

Pictured: 155SF16

## Post Hole Digger

Ideally suited for a variety of farming purposes including digging post holes and tree planting on lifestyle, medium acreage, broadacre, viticulture and horticultural farms.

<b>GEARBOX RATIO</b>	23.18:1 – clockwise rotation.
<b>PTO</b>	40 - 75HP: Series 4.
<b>CLUTCH</b>	2 x 150mm friction plates (40/50HP), 2 x 200mm friction plates (75HP).
<b>MAIN FRAME</b>	75 x 75 x 4mm RHS (158PHD30), 100 x 100 x 5mm RHS.
<b>MOUNTING</b>	Cat. I TPL with Cat. II bushes supplied.
<b>EFFECTIVE DIGGING DEPTH</b>	1m.

MODEL	TRACTOR HP	WEIGHT KG
158PHD30	40	95
160PHD50	50	107
161PHD75	75	126

Augers are not supplied with the post hole digger. If required, please select from option list below.



2 Year Warranty



Australian Made

Pictured: 40 HP Post Hole Digger with optional auger. (158PHD30)

## Double Cut Augers

Silvan offer a high quality range of augers which feature 6mm flighting and alloy plate boring heads with double cutting edges for greater drilling effectiveness.

<b>CONSTRUCTION</b>	50mm pipe with 6mm flighting and alloy plate boring head.	<b>FINISH</b>	Premium enamel top coat.
---------------------	---	---------------	--------------------------

OPTIONS			
CODE	AUGER DIAMETER (INCHES - MM)	NUMBER OF FLIGHTS	WEIGHT KG
DCA6	6 - 152	5	14
DCA8	8 - 203	4	16
DCA10	10 - 254		22
DCA12	12 - 305	3	23

Other sizes available on request





# Sitrex Hayrakes

Silvan distribute the Sitrex range of high quality hayrakes for raking, turning and spreading hay crops, grain crops, stubble and sugar cane residue.





# RP Linkage Hayrake



**OPTIONAL WIND  
GUARDS AVAILABLE**

Pictured: HR-RP4

**APPLICATION:** Suitable for raking, turning and spreading hay crops, grain crops, stubble and sugar cane debris.

**CONSTRUCTION:** Simple robust construction requiring minimal maintenance.

**DRIVE LINE:** Ground drive.

**CONTROL:** Tractor three point linkage and adjustment of individual rake finger wheels.

**ATTACHMENT:** Cat. I three point linkage.

MODEL	TYPE	NUMBER OF RAKE WHEELS	TYNES PER WHEEL	RAKE WHEEL DIAMETER	WORKING WIDTH	TRANSPORT WIDTH	WEIGHT
				MM	(METRES)	(METRES)	KG
HR-RP4	Right hand linkage mounted	4	40	1400	2.6	2.2	180
HR-RP5		5			3.5	2.3	200
HR-RP6		6			4.1		250

**NOTE: HAYRAKES DELIVERED UNASSEMBLED**

\* Maximum working width and speeds depend greatly upon product raked, volume and general conditions.

OPTIONS: DESCRIPTION	CODE	MODEL
WIND GUARD	HR220989	ALL



# H90 Trailed Hayrake

**OPTIONAL WIND  
GUARDS AVAILABLE**



Pictured: H90-V10

**APPLICATION:** Suitable for raking, turning and spreading hay crops and grain crop stubble.

**CONSTRUCTION:** Simple robust construction requiring minimal maintenance.

**DRIVE LINE:** Ground drive.

**CONTROL:** Single set hydraulics via tractor remote.

**ATTACHMENT:** Trailing via tractor drawbar.

MODEL	TYPE	NUMBER OF RAKE WHEELS LEFT / RIGHT	TYNES PER WHEEL	RAKE WHEEL DIAMETER	WORKING WIDTH	TRANSPORT WIDTH	WEIGHT
				MM	METRES	METRES	KG
H90-V8	CARTED "V" WITH SPLITTER WHEEL	4L / 4R	40	1400	6.1	3.6	545
H90-V10		5L / 5R			7	4.7	615

**NOTE: HAYRAKES DELIVERED UNASSEMBLED**

\* Maximum working width and speeds depend greatly upon product raked, volume and general conditions.

OPTIONS: DESCRIPTION	CODE	MODEL
WIND GUARD	HR220989	ALL



# TR Inline Trailed Hayrake



Pictured: HR-TR9

<b>APPLICATION:</b>	Suitable for raking, turning and spreading hay crops and grain crop stubble.	<b>DRIVE LINE:</b>	Ground drive.
<b>CONSTRUCTION:</b>	Simple robust construction requiring minimal maintenance.	<b>CONTROL:</b>	Single set hydraulics via tractor remote.
		<b>ATTACHMENT:</b>	Cat. II clevis to tractor drawbar.

MODEL	TYPE	NUMBER OF RAKE WHEELS	TINES PER WHEEL	RAKE WHEEL DIAMETER	WORKING WIDTH	TRANSPORT WIDTH	WEIGHT
				MM	METRES	METRES	KG
HR-TR9	INLINE TRAILED	9	40	1400	5.5	1.95	815
HR-TR13		13			7.5	2.48	1500

**NOTE: HAYRAKES DELIVERED UNASSEMBLED**

\* Maximum working width and speeds depend greatly upon product raked, volume and general conditions.

OPTIONS: DESCRIPTION	CODE	MODEL
WIND GUARD	HR220989	ALL



# QR Trailed Hayrake



Pictured: HR-QR/10

- APPLICATION:** Suitable for raking and turning spreading hay crops, silage and grain crop stubble. Used as a 'V' or Inline rake.
- CONSTRUCTION:** Simple robust construction requiring minimal maintenance.
- DRIVE LINE:** Ground drive.
- FOLD:** Hydraulic fold.
- SUSPENSION:** Adjustable spring suspension.
- CONTROL:** Single set hydraulics via tractor remote.
- ATTACHMENT:** Cat. II clevis to tractor drawbar.



Pictured: QR Hayrake with left arm hydraulically folded



Pictured: Spring suspension

MODEL	TYPE	NUMBER OF RAKE WHEELS	TYNES PER WHEEL	RAKE WHEEL DIAMETER	WORKING WIDTH	WINDROW WIDTH	TRANSPORT WIDTH	NUMBER OF GROUND WHEELS / SIZE	WEIGHT
		L / R - KICKER		MM	METRES	METRES	METRES		KG
HR-QR/8	CARTED "V" WITH SPLITTER WHEEL	4/4 + 1	40	1400	5.5	0.9 - 2.0	2.6	2 x 205-75/15	760
HR-QR/10		5/5 + 1			6.4				850
HR-QR/12		6/6 + 1			7.5				960

**NOTE: HAYRAKES DELIVERED UNASSEMBLED**

\* Maximum working width and speeds depend greatly upon product raked, volume and general conditions.

OPTION: DESCRIPTION	CODE	MODEL
HYDRAULIC OPENING KIT	HR-QR/HYD	ALL
WIND GUARD	HR220989	ALL



# Hydraulic Trailed Explorer "V" Hayrake



Pictured: HR-MX/10

**APPLICATION:** Suitable for raking, turning and spreading hay crops, silage and grain crop stubble.

**CONSTRUCTION:** Simple robust construction requiring minimal maintenance.

**DRIVE LINE:** Ground drive.

**CONTROL:** Two sets of hydraulics via tractor remotes (1 x fold, 1 x lift).

**ATTACHMENT:** Cat. II clevis to tractor drawbar.

**WINDROW WIDTH:** 3 - 5' / 0.9 - 1.5m.

MODEL	TYPE	NUMBER OF RAKE WHEELS LEFT / RIGHT + SPLITTERS	TYNES PER WHEEL	RAKE WHEEL DIAMETER	WORKING WIDTH	TRANSPORT WIDTH	NUMBER OF GROUND WHEELS / SIZE	WEIGHT
				MM	METRES	METRES		KG
HR-MX/10	TRAILED "V" WITH DUAL HYDRAULIC SPLITTER WHEELS STANDARD	5L/5R + 2	40	1400	6.2	2.5	4 x 205/65/15	1370
HR-MX/12		6L/6R + 2			7.1			1520

**NOTE: HAYRAKES DELIVERED UNASSEMBLED**

\* Maximum working width and speeds depend greatly upon product raked, volume and general conditions.

OPTIONS: DESCRIPTION	CODE	MODEL
WIND GUARD	HR220989	ALL



# Hydraulic Trailed Magnum "V" Hayrake



Pictured: HR-MK12

**APPLICATION:** Suitable for raking, turning and spreading hay crops, silage and grain crop stubble.

**CONSTRUCTION:** Simple robust construction requiring minimal maintenance.

**DRIVE LINE:** Ground drive.

**CONTROL:** Two sets of hydraulics via tractor remotes (1 x fold, 1 x lift).

**ATTACHMENT:** Cat. II clevis to tractor drawbar.

**WINDOW WIDTH:** 3' - 6' / 0.9 - 1.8m

MODEL	TYPE	NUMBER OF RAKE WHEELS LEFT / RIGHT + SPLITTERS	TYNES PER WHEEL	RAKE WHEEL DIAMETER	WORKING WIDTH	TRANSPORT WIDTH	NUMBER OF GROUND WHEELS / SIZE	WEIGHT
				MM	METRES	METRES		KG
HR-MK12	TRAILED "V" WITH DUAL HYDRAULIC KICKER WHEELS STANDARD	6L/6R +2	40	1400	7.6	2.55	4 x 205-75/15	1680
HR-MK14		7L/7R +2			8.7		6 x 205-75/15	2250
HR-MK16		8L/8R +2			9.4			2400
HR-MK18		9L/9R +2			10.5			3000
HR-MK20		10L/10R +2			11.4			3070

**NOTE: HAYRAKES DELIVERED UNASSEMBLED**

\* Maximum working width and speeds depend greatly upon product raked, volume and general conditions. **NOTE: Rear steer versions available - indent order only.**

OPTIONS: DESCRIPTION	CODE	MODEL
WIND GUARD	HR220989	ALL



# HM300 & U400 Tedder Rakes



**APPLICATION:** Suitable for tedding, windrowing and spreading hay crops.

**CONSTRUCTION:** Simple robust construction requiring minimal maintenance.

**DRIVE LINE:** PTO drive at 540rpm (min. 20HP required).

**CONTROL:** Tractor three point linkage.

**GROUND WHEELS** 2 x 15/6.00

MODEL	WORKING WIDTH	TRANSPORT WIDTH	WEIGHT
	METRES	METRES	KG
HM300	3	2.3	330



**APPLICATION:** Suitable for tedding, windrowing and spreading hay crops.

**CONSTRUCTION:** Simple robust construction requiring minimal maintenance.

**DRIVE LINE:** PTO drive at 540rpm (min. 25HP required)

**CONTROL:** Tractor three point linkage.

**GROUND WHEELS** 2 x 15/6.00

MODEL	WORKING WIDTH	TRANSPORT WIDTH	WEIGHT
	METRES	METRES	KG
HR-U400	3.1 - 4	2.25	420

\* Raking & tedding working width – 3.2 - 3.5m, windrowing working width – 3.1 - 4m



# Terms & Conditions

## AVAILABILITY

Products in the Silvan Price List are available through authorised Silvan dealers.

## TERMS

The Silvan terms and conditions are set out in your individual trading terms and at [www.silvan.com.au/terms](http://www.silvan.com.au/terms)

## PRICES

All prices are suggested list prices in Aus dollars. Prices are subject to change without prior notice. For stocking incentive programmes refer to your individual trading terms, or contact customer services staff on 1300 745 826.

## GST

All prices are shown both inclusive of GST and exclusive of GST.  
All invoices will include GST.

## FREIGHT CHARGES

Freight and handling charges apply and will be added to the invoice amount. Please refer to the Silvan Spraying & Farm Equipment freight policy or check with Silvan Customer Service for freight charges into your area.

## TITLE AND RISK

Silvan retains title to all goods until paid for in full in clear funds. Risk in respect of goods passes to you as soon as the goods leave the Silvan Distribution Centre.

## PPSA

Silvan may register a security interest over the goods as security for any payment. You will need to provide Silvan with all information, documents and consents as Silvan requires to register and maintain this security interest.

## MINIMUM ORDER VALUE

A \$75 Minimum Order Value (Excl. GST) applies to all standard orders. Orders under the required minimum value will attract a \$25 handling charge (Excl. GST). A \$250 Minimum Order Value (Excl. GST) applies to hardware range orders. Urgent/breakdown orders don't have a required Minimum Order Value, and attract a \$25 priority fee (Excl. GST).

## WARRANTY

The only warranty provided by Silvan is set out on the forms accompanying the goods (for a copy please contact the Silvan Customer Service Centre). No other warranty or representation is made by Silvan. The terms of Silvan's warranties are subject to the operation of any law including the Australian Consumer Law.

## CANCELLATIONS

1. Cancellations made on the day the order was placed:
  - a. If stock isn't dispatched, no handling fee applies
  - b. If stock has been dispatched a restocking fee applies
2. Cancellations made after the day the order was placed, a restocking fee will apply.

## RETURNS POLICY

1. Before returning any product to Silvan, a Return Authorisation (RA) Number and approval form must be obtained from Silvan Customer Service. Goods **WILL NOT** be accepted without an RA number and form.
2. All returns must be requested within 14 days of the invoice date.
3. Goods will only be accepted for credit if they are stock items (i.e. excludes obsolete and indent only items), returned undamaged and in a saleable condition.
4. Return freight will be paid by the Customer if the goods are returned at the Customer's volition, unless authorised by the Company in writing prior to return of the goods.
5. Written claims must reference Silvan invoice numbers, and must be dated and state the reason for the claim.
6. A restocking fee will be applied if the goods have been dispatched according to the order.
7. Return of products valued under \$75 (Excl. GST) won't be accepted if dispatched according to the order.

## CLAIMS

Pricing & Freight Claims need to be made within 14 days of the invoice date. Any claims after this for pricing discrepancies will not be accepted. Claims for Freight Damage need to be made within 14 days of the invoice date by notifying Silvan Customer Service. Claims received after this will not be accepted.

## DISCOUNT CODES

Refer to individual Trading Terms for specific discounts.

**FOR A FULL LIST OF TERMS & CONDITIONS, PLEASE VISIT [WWW.SILVAN.COM.AU/TERMS](http://WWW.SILVAN.COM.AU/TERMS)**



## Notes





# 2025-26

PRODUCT GUIDE

## FARM EQUIPMENT

**AgriPOWER**  
Farm Machinery

**Silvan**

**SILVAN AUSTRALIA PTY. LTD. ABN 48 099 851 144**

Head Office: 68 Atlantic Drive, Keysborough, Victoria 3173

QLD. Office: Warehouse 2, 30 Gow Street, Moorooka, Queensland 4105

W.A. Office: 12 Cressall Road, Balcatta, Western Australia 6021

Freecall: 1300 SILVAN | Fax: 1800 SILVAN

Email: [info@silvanaust.com](mailto:info@silvanaust.com) | Web: [silvan.com.au](http://silvan.com.au)

The company reserves the right to change recommended prices and specifications without notice. All items in this catalogue have been included in good faith on the basis that the goods described were available at the time this book was published. Failure of suppliers to deliver in accordance with samples, descriptions, or at all, or other unintentional causes may result in some lines being unavailable. Space may prevent some dealers from stocking all items. All brand names and product names used in this publication are trade names, registered trade marks, or pending trade marks of their respective owners.

**For more information call 1300 745 826 or visit [www.silvan.com.au](http://www.silvan.com.au)**