



LIFESTYLE RANGE



Chippers for a lifetime

AUSTRALIA





## Hansforming landscapes... one chipper at a time

Established in the 1980's, Hansa Products are specialists in the design and manufacture of high quality chipping and shredding equipment. We have been around long enough to say we know chippers - we've built and sold over 42,000 chippers after all - but innovation is not about just repeating what we know, but staying open-minded. That's why our focus is not to make the same chippers every day - but relentlessly sharpening each design.

We are always looking for new ways to create a better chipping experience. Our goal is to produce products that help you to 'hansform' your landscape like us - and work faster, better and safer than ever before.



### Hansa heritage

Founded by Manfred, the next generation of Hansforming is led by son Martin, inheriting his father's ingenuity. Growing up alongside Hansa, Martin developed a passion for Engineering. And after following his father's footsteps to complete an engineering degree, he officially joined Hansa in 2002, but has been involved in Hansa since day one.

### Dependable for a lifetime

Whether it's a hired machine, a personal purchase or a business investment, we believe in providing the best chipping experience. That's why our chippers come with a 3 year warranty on registration, and we have developed ongoing service and support systems to keep you chipping for a lifetime. As a testament to the pride that our customers feel for their chippers, we've met many long-time users who love their 'Hansa' and heard many great success stories over the years.

Such is the workmanship and quality of our machines that we can still find working units of early model chippers that were made by Hansa 42 years ago.

### Making a difference

As the second-generation owner and director, Martin has seen Hansa's growth first-hand and found that many of Hansa's best innovations came from listening to customers. That's why at Hansa we make a point to ensure that everyone in the Hansa family - including staff and customers - makes a difference. To this day, the design team works to involve customer feedback into every Hansa design.

### Pride in your work

As proud as we are about the chippers we produce, we know they need to earn their keep while they're in your hands. So, whether you're tending your own gardens, working as a landscaper, a professional arborist or other commercial user, our chippers are all designed to make tough work enjoyable. It's not just about getting the job done, but the experience of doing it well, and doing it better - using less time, less people, and having less down-time. Our customers are people like us, people who take pride in their work and have an appreciation for a job done well.



### Sharper production

As we are specialists in chippers, we know we must offer a superior product to ensure we remain competitive to mass machine manufacturers. That's why all our machines are of our own design. Developed over time from first-hand experience in the field.

We use the latest manufacturing technologies in our engineering and production including:

- Solidworks 3D Design
- CNC machining
- Laser-cutting
- CNC folding
- Robot welding
- And in-house powder-coating facilities

Our dedication to production quality helps us stand apart from others and produce unmatched durability of finish.

### Sustainable ambition


We are an ambitious bunch, who want to see Hansa grow, but believe in doing it sustainably. As much as our customers enjoy our chippers, the long product lifespan means we can't rely on re-purchases only. Rather than reducing product quality, Hansa's sustainable growth approach means growing our exports so that more people can enjoy owning the very best chippers that we can make – without compromise.

We also believe in environmental sustainability. Our chippers are built to be as efficient as possible, using less fuel, top quality motors and finished with a non-toxic surface. While there will always be people that prefer to chop and burn every tree in their way, most of our customers also choose to re-use their woodchip to enrich their environment. Whether it's composting, weed suppressing, moisture retention or volume reduction, mulch is used as a viable alternative to reduce carbon from transportation or burning for a socially responsible approach that adds value back into the landscape.



### DURABLE FINISH

Hansa chipper housings are made of solid steel. All surfaces are media blasted prior to powder-coating for complete adhesion.



### SHARP CUTS

The cutting knives shear the material against an adjustable hardened anvil with a scissor like action.



### SOFT START

Easy starting with soft start technology - wind down handle to engage the belt drive between engine and rotor for smooth running and protection of your engine against shock loads.



### MANOEUVRABLE

Well-balanced design with built-in handles, pneumatic wheels, low center of gravity and optional tow-bars makes our chippers a breeze to move around.

### SELF-FEEDING

The chute is designed with the user in mind. It includes a large opening (no pre-cutting necessary!) and is angled at a comfortable operating height to make the most of its self-feeding action.



### EASY ACCESS

Blockages are rare, but should you need to clear the housing or access knives for servicing the chipper is designed to open up easily & safely.



### DIRECT DISCHARGE

Draught action rotor allows mulch to discharge directly from outlet. Collect in a optional bag, discharge direct to ground or for high-outlet models - straight into trailer or stockpile.



### QUALITY ENGINES

Genuine Honda NZ approved engines used on our petrol powered chippers.



#### EASY START

Soft start auto tensioning technology - belt drive between engine and rotor for smooth running and protection of your engine against shock loads, tensioned automatically.



#### 270°- DISCHARGE

270 degree swivel & pivot outlet chute - the ultimate in mulch discharge control.



#### QUALITY ENGINES

Genuine Honda NZ approved engines used on our petrol powered chippers.



#### WIDE INFEED

Wide infeed opening - excellent for foliage, brushy material and forked branches, reducing the number of saw cuts required.



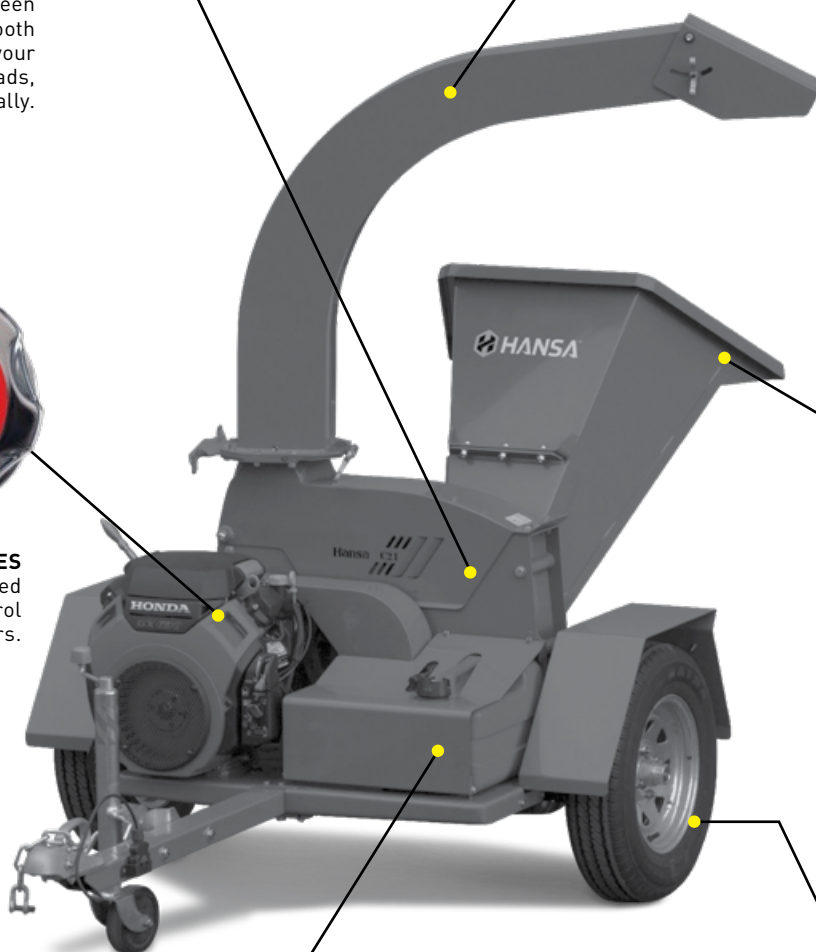
#### DURABLE FINISH

Commercial chipper housings are made of solid 10mm steel. All surfaces are media blasted prior to powder-coating for complete adhesion.



#### TRANSPORT

Compact & manoeuvrable - low weight to capacity & power ratio, well balanced with low centre of gravity.







# C3<sup>e</sup>

The most robust and user friendly electric chipper on the market. Ideal for gardeners with suburban gardens, useful all year round as you do your winter pruning, spring clean-up, or trimming back in summer – plug it in, turn it on and chip away. Made of steel to last a lifetime!

## Application



Suburban

## Specifications



## Option



Bag



C3e / C4 bag

# C4



This solid, light weight chipper will handle all the demands of the domestic garden – including fibrous materials. Easy starting, feed through a single inlet chute and discharge out the side with bag option will keep your property shipshape.

## Application



Suburban

## Specifications



## Option



Bag



# C5

The Hansa C5 is a no-nonsense chipper built with simplicity in mind. Sporting the compactness and light weight features of the C4, coupled with a heavier flywheel, higher outlet chute and horsepower the C7 exhibits. The C5 is the big-brother of the Garden range, with optimised self-feeding action to chew through branches with ease.

## Application



Suburban/  
Garden

## Specifications




# C7

The ultimate weapon when it comes to efficiently maintaining your lifestyle block. Pre-cutting isn't necessary as branches simply flow through the large inlet chute. The momentum within the cantilevered cutting disk creates a strong draft to discharge high onto a stock pile or trailer.



Bumper



Tow Bar w. coupling



Tow Bar w. pin



## Application



Large Garden

## Specifications



## Option



Tow Bar



Bumper



# C13

## STANDARD

Serious lifestyle block / acreage owners & landscape gardeners need look no further. This chipper's easy engagement system, along with its efficient self-feeding action removes all the hard work. Maintenance is effortless with easy access to the knives.



Swivel outlet  
(for C13, C13RT & C13PTO)



Tow bar (non-road tow)

### Application



Lifestyle Block

### Specifications



Leg Mounted

### Option



Towable



Castor Wheel



Electric Start



Swivel Outlet

# C13<sup>RTS</sup>

## ROAD TRAILER

With the added flexibility of being road registered the C13 road trailer is ideal for a user with multiple properties or a hire business. This chipper's easy engagement system, along with its efficient self-feeding action removes all the hard work. Maintenance is effortless with easy access to the knives.



### Application



Semi Commercial

### Specifications



### Feature



Road Towable

### Option



Electric Start



Swivel Outlet



# C13<sup>PTO</sup>

## PTO DRIVEN

Serious lifestyle block owners & orchardists need look no further. Simply hitch this chipper to your 540 RPM PTO and you have a machine that has the same capabilities as its engine powered equivalent. Maintenance is effortless with simple access to the knives. Suitable for any small tractor from 17 - 45HP.

### Application



Lifestyle Block

### Specifications



179  
KG



MAX  
90  
MM

### Feature



PTO Driven

### Option



Swivel Outlet



# C16

An ideal machine for garden maintenance contractors and larger lifestyle blocks. Road towable with duratorque axle suspension and swivel outlet to discharge the mulch where you want it. Its compact design means it can be easily manoeuvred and operated in areas with restricted access.

### Application



Semi Commercial

### Specifications



291  
KG



MAX  
110  
MM



16HP



PETROL

### Feature



Swivel Outlet

# C21

## PTO DRIVEN

The largest of the Hansa gravity self-feeding options, this world class designed chipper boasts an extremely heavy duty cutting disk enabling it to handle the rigorous needs of the most demanding operator. Ideally coupled with a tractor between 20 - 55HP, its inlet chute is specifically shaped to assist feeding of heavier branches and bushy foliage.

### Application



Semi Commercial

### Specifications



### Feature



PTO Driven



Swivel Outlet



# C21

## STANDARD

The largest of the Hansa gravity self-feeding options, this world class designed chipper boasts an extremely heavy duty cutting disk enabling it to handle the rigorous needs of the most demanding operator. The electric start V-twin engine makes starting a breeze and its inlet chute is specifically shaped to assist feeding of heavier branches and bushy foliage.

### Application



Semi Commercial

### Specifications



### Feature



Road Towable



Swivel Outlet



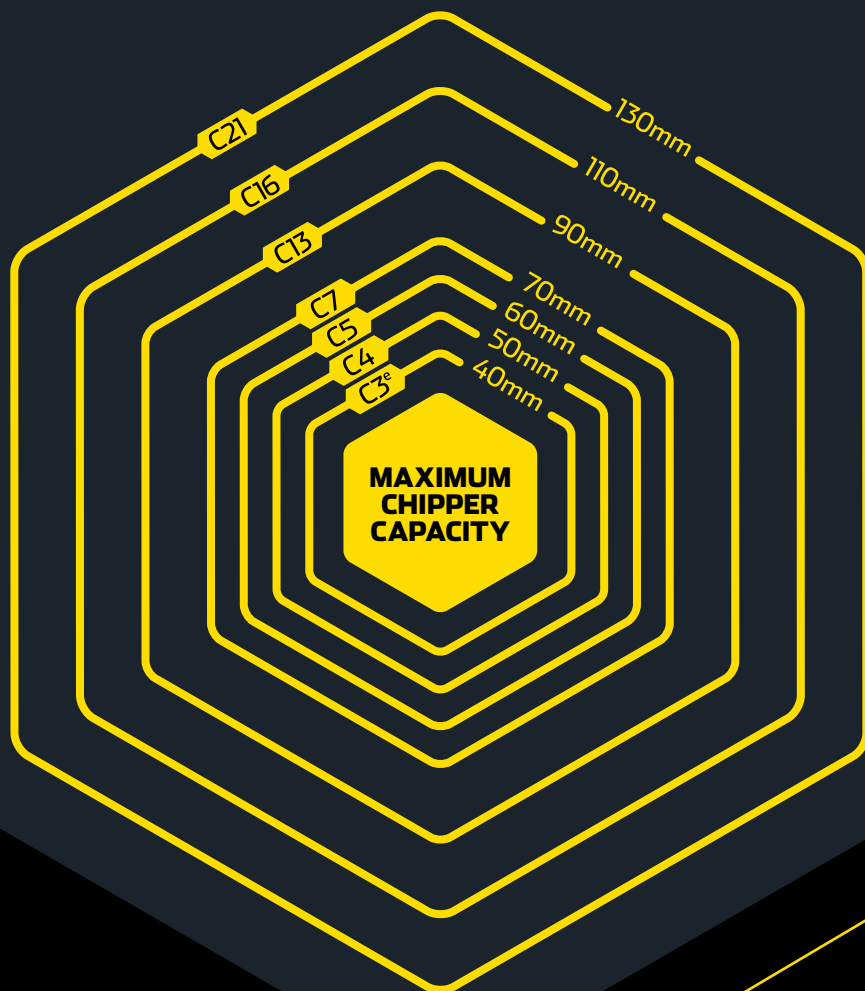


**LIFESTYLE**


	C3e	C4	C5	C7	C13	C13RTS	C16	C21
<b>Max. chipping capacity</b>	40mm	50mm	60mm	70mm	90mm	90mm	110mm	130mm
<b>Engine</b>	Electric	Honda GP160	Honda GP200	Honda GX200	Honda GX390	Honda GX390	B&S Vanguard	Honda GX630
<b>Max Power</b>	2000W	5.5HP	6.5HP	6.5HP	13HP	13HP	16HP	21HP
<b>Fuel tank size</b>	Single Phase	3.1L	3.1L	3.1L	6L	6L	8L	11L
<b>Starting system</b>	Push Button	Recoil	Recoil	Recoil	Recoil	Recoil	Recoil	Electric
<b>Inlet opening size (mm)</b>	100 x 130mm	100 x 130mm	100 x 130mm	130 x 150mm	170 x 220mm	170 x 220mm	170 x 220mm	200 x 285mm
<b>Qty of knives</b>	1	1	1	2	2	2	2	2
<b>Knife size</b>	110 x 42 x 6mm	110 x 42 x 6mm	110 x 42 x 6mm	110 x 42 x 9mm	200 x 58 x 10mm	200 x 58 x 10mm	200 x 58 x 10mm	200 x 80 x 12mm
<b>Knife material</b>	A8 modified tool steel							
<b>Cutting disk dimensions</b>	286 x 6mm	286 x 6mm	286 x 10 mm	400 x 10mm	560 x 12mm	560 x 12mm	560 x 20mm	650 x 20mm
<b>Cutting disk weight</b>	4.3kg	4.5kg	6.6kg	12.5kg	36kg	36kg	50kg	80kg
<b>Cutting disk speed</b>	2820RPM	3600RPM	3600RPM	2850RPM	2000RPM	2000RPM	2000RPM	1800RPM
<b>Belt drive</b>	n/a	Single	Single	Twin	Twin	Twin	Twin	Twin
<b>Self-feeding</b>	Yes							
<b>Wheels</b>	200mm solid	250mm solid	250mm solid	270mm pneumatic	400mm pneumatic	12" rim	12" rim	12" rim
<b>Dimensions (l x w x h)</b>	1015 x 540 x 1205mm	1140 x 585 x 1195mm	1165 x 560 x 1195mm	1180 x 805 x 1250mm	1250 x 1145 x 1490mm	2315 x 1275 x 1585mm	2330 x 1200 x 1600mm	2440 x 1360 x 1885mm
<b>Weight (depending on options)</b>	55kg	61kg	67kg	93kg	183-208kg	265-275kg	291kg	425kg
<b>Outlet chute height</b>	450mm	440mm	585mm	780mm	1085mm (1400mm swivel)	1495mm (1540mm swivel)	1575mm	1885mm
<b>Outlet chute type</b>	Fixed	Fixed	Fixed	Deflector	Deflector / 270° Swivel		270° swivel	

**PTO**


	C13PTO	C21PTO
<b>Max. chipping capacity</b>	90mm	130mm
<b>Driveshaft speed</b>	PTO 540 RPM	PTO 540 RPM
<b>Tractor power</b>	17-45HP	20-55HP
<b>Inlet Opening</b>	170 x 220mm	200 x 285mm
<b>Qty of knives</b>	2	2
<b>Knife size</b>	200 x 58 x 10mm	200 x 80 x 12mm
<b>Knife material</b>	A8 modified tool steel	
<b>Cutting disk dimensions</b>	560 x 12mm	650 x 20mm
<b>Cutting disk weight</b>	36kg	80kg
<b>Cutting disk speed</b>	1530 RPM	1530 RPM
<b>Self-feeding</b>	Yes	
<b>Dimensions (l x w x h)</b>	1175 x 1035 x 1535mm	1395 x 990 x 1945mm
<b>Weight (depending on options)</b>	179-191kg	295kg
<b>Outlet chute height</b>	1130mm (1450mm swivel)	1945mm
<b>Outlet chute type</b>	Deflector / 270° Swivel	270° Swivel



**3**  
YEAR

**GLOBAL  
WARRANTY**



Chippers for a lifetime

#### AUSTRALIA

Hansa Products Pty Ltd - 1/16 Piper St,  
P.O. Box 1064, Caboolture QLD 4510, Australia  
FREEPHONE 1800 426 722 EMAIL [info@hansaproducts.com.au](mailto:info@hansaproducts.com.au)

#### NEW ZEALAND - Head Office

Hansa Products Ltd - 57 Te Kowhai East Road,  
Burbush, Hamilton 3200, New Zealand  
PHONE +64 7 849 4749 EMAIL [info@hansaproducts.co.nz](mailto:info@hansaproducts.co.nz)

[hansaproducts.com](http://hansaproducts.com)

Hansa Products has a policy of continuous improvement, therefore specifications may change without notice.  
Products must be registered online at [www.hansaproducts.com/registration](http://www.hansaproducts.com/registration) to qualify for the 3 year global warranty upgrade,  
conditions apply, see website for full details. Copyright © Hansa Products Ltd, 2023. All rights reserved.