

JACKY®

SAFE. TOUGH. EASY.

Gear for progressive farmers.



Product Handbook

Transportable Weigh-Out Modules (TWM's)

INDUSTRIAL QUALITY

4 x industrial quality load cells are wired simultaneously into single digital readout.

RINSTRUM CONTROLLER

Each JACKY® TWM utilises a USA built Rinstrum digital load controller, accurate and reliable.




OPTIONS – LOTS OF THEM!

Most models of JACKY Bins can be supplied as a TWM. Please discuss with our team.

OPTIONAL BLUETOOTH PAIRING

JACKY® TWM's are all available with the option of Bluetooth pairing to your mobile device via the WiseWeigh app.



Accurate and real time weigh-out of JACKY® Bin contents is not only possible but is becoming the choice of many progressive farmers and landowners.

Many users of JACKY® TWM's report substantial savings of inputs such as feed and fertiliser simply as a result of accurate weighing out – less wastage and better control, a win-win scenario!



12V Remote-controlled Hatch



JUNCTION BOX AND TOGGLE SWITCH

With every remote-controlled hatch actuator we supply an IP66 rated weatherproof junction box to house the radio receiver and a toggle switch to enable manual actuation of the hatch.

EUROPEAN BUILT LINEAR ACTUATOR

The 12V hatch actuator kit is supplied standard with a European built linear actuator – high quality gear for trouble free service.

ALREADY GOT A JACKY BIN?



JACKY BIN



RETRO-FIT ACTUATOR KIT




CODE	DESCRIPTION
JBA12VRA	Actuator Kit 12V – FOB control
JBA12VBT	Actuator Kit 12V - Bluetooth Control



KEY FOB CONTROLLER OPTION

The key fob controller option is the original remote-control method. Two identically paired fobs are supplied if this is the control option of your choice.




BLUETOOTH OPTION

The Bluetooth control option negates the need for a key fob – meaning that as long as you have your mobile device with you, you can operate the hatch actuator. Smart, safe and sensible.

VARIETY OF HOPPER CONFIGURATIONS

JACKY® Auger Units are available in a large variety of configurations, with hopper sizes ranging from 230L – 3100L capacities, and various types of auger drives.



AUSTRALIAN MADE AUGER

Every JACKY® Auger Unit utilises a 100% Australian made auger, with a diameter of either 4” or 5”.

SUIT YOUR OWN NEEDS

The auger component of the JACKY® Auger Unit is constructed in two parts – the base component is permanently fixed to the hopper and frame, and the top section is foldable for easy transportation.

HYDRAULIC DRIVE



Standard hydraulic drive auger units utilise a 50cc motor and a 5” auger. Coupling points are supplied at the rear of the JACKY® Bin frame.

240V ELECTRIC DRIVE



Standard 240V electric drive auger units are supplied with a single phase motor mounted to the top of the auger. Can be powered from a generator.

STIHL POWERHEAD DRIVE



This compact unit utilises a Stihl KM131 powerhead as the drive mechanism. The powerhead (supplied by the customer) couples directly to a gearbox drive at the base of the auger.

CODE	DESCRIPTION
LA1500/4HYD5/3	JACKY Bin with 5” x 3m auger – 50cc Hydraulic Motor and Hoses
LA1500/4SP5.3	JACKY Bin with 5” x 3m auger – single phase Electric Motor
LA1500/4KM13143M	JACKY Bin with 4” x 3m auger with adaptor to suit Stihl KM131 Powerhead



Stationary and Semi-Permanent Weigh Stations

TURNKEY SOLUTIONS FOR STORING, WEIGHING AND DISPENSING DRY GRANULAR PRODUCTS

Designed and manufactured right here in Australia, JACKY® Weigh Stations are purpose built to facilitate the accurate weighing and dispensing of granular products.

Each JACKY® Weigh Station is constructed 'from the ground up', with your particular situation first and foremost in mind during the design and construction process.

Talk with us today to discuss your ideal setup – our team are on hand to help!

BULK BAG FILLING STATION



OPTIONS – LOTS OF THEM!



20KG RE-BAGGING STATION



DOSING STATION




FEED BAGGING STATION



MOBILE BATCHING STATION

Feed Out Trailers



The JACKY® Feed Out Trailer is a practical and dependable tool designed to make feeding livestock easier and more efficient. By allowing you to quickly and evenly distribute feed across paddocks or feedlots, these trailers help save time and effort.

Combine other JACKY® accessories such as 12V hatch actuators, load cells and augers for the ultimate user-focused trailer solution!

CODE	DESCRIPTION	CAPACITY WHEAT approx. kg	LENGTH (MM)	WIDTH (MM)	HEIGHT (MM)
MOBILE FEED TRAILER					
LA1500/4MB	JACKY 1.700 Ltr Centre Discharge Trailer Unit Complete	1,200	2,650	1,800	2,000
LA1500/8MB	JACKY 1.700 Ltr Side Discharge Trailer Unit Complete	1,200	2,650	1,800	2,300
JBHCTBB/2TMB	JACKY 3100 Ltr Centre Discharge Trailer Unit Complete	2,000	3,650	2,150	600



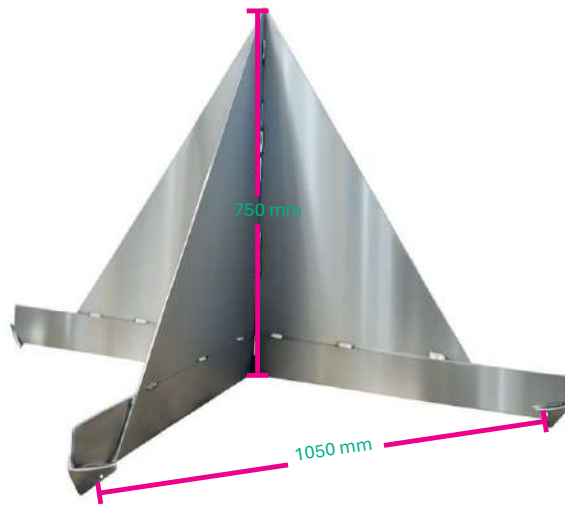
Bag Splitters



JBBSA-L



JBBSA/2



**STAINLESS
STEEL BLADE**



JBBSA/4



JBBSA/8

JACKY® Bulk Bag Splitters provide an easy and smart method for discharging product directly from a bulk bag. Simply lower the bulk bag onto the blade of the Bag Splitter, which cuts the base of the bag open. The bulk bag may be left on the Bag Splitter while the contents are dispensed.

CODE	DESCRIPTION	CAPACITY WHEAT approx. kg	LENGTH (MM)	WIDTH (MM)	HEIGHT (MM)
JACKY BAG SPLITTERS					
JBBSA-L	JACKY Centre Discharge Bag Splitter 1,000 ltr	700	1,250	1,250	1,420
JBBSA/2	JACKY Fast Discharge Bag Splitter 1,700 ltr	1,200	1,400	1,200	1,670
JBBSA/4	JACKY Low Profile Centre Discharge Bag Splitter 1,700 ltr	1,200	1,400	1,200	1,590
JBBSA/8	JACKY Side Discharge Bag Splitter 1,700 ltr	1,200	1,400	1,200	1,770





JB230/8



JBHCT/8



JB1000/8



BLM1600/8



JB1600/8



JBHCTS/8



LA1500/8



BLM2000/8



JBHCTBB/8

CODE	DESCRIPTION	CAPACITY WHEAT approx. kg	LENGTH (MM)	WIDTH (MM)	HEIGHT (MM)
SIDE DISCHARGE JACKY BINS					
JB230/8	JACKY Side Discharge, Steel Base, 230 Ltr	160	940	900	840
JBHCT/8	JACKY Extra Low Profile Side Discharge 620 Ltr	430	1,500	1,170	1,140
JB1000/8	JACKY BIN Side Discharge, Steel Frame, 1,000 Ltr	700	1,180	1,180	1,760
BLM1600/8	JACKY Side Discharge Stacking Frame 1,600 Ltr	1,120	1,380	1,230	2,200
JB1600/8	JACKY Bin Side Discharge, Steel Frame, 1,600 Ltr	1,120	1,180	1,180	2,340
JBHCTS/8	JACKY Extra Low Profile Side Discharge 1,700 Ltr	1,190	2,400	1,170	1,620
LA1500/8	JACKY Side Discharge Low Profile 1,730 Ltr	1,200	1,400	1,200	1,920
BLM2000/8	JACKY Side Discharge Stacking Frame 2,000 Ltr	1,200	1,380	1,230	2,700
JBHCTBB/8	JACKY Bin Side Discharge, Steel Frame, 3,100 Ltr	2,500	2,400	1,200	2,165



Side discharge JACKY® bins are widely used as general purpose bins, and are ideal for bagging feed, feeding out grain and pellets, filling seed drills and self feeders and dispensing into feed blending systems.



The steep run slopes and large discharge opening assist with positive drainage and minimal retention of product in the hopper. The front to back slope is set at 40° and the side slopes are 60° - these bins are ideal for a large range of dry granular products including cement, grains, pellets and fertilisers – just to name a few!



JBHCT/2



JBDBF-S



JB915/4



JB1000/2



JBDBF-L



JB1500/4

CODE	DESCRIPTION	CAPACITY WHEAT approx. kg	LENGTH (MM)	WIDTH (MM)	HEIGHT (MM)
CENTRE DISCHARGE JACKY® BINS - PYRAMID					
JBHCT/2	JACKY Extra Low Profile Fast Discharge 580 Ltr	400	1,500	1,170	1,000
JBDBF-S	JACKY Dumping Centre Discharge 500 Ltr	350	1,250	1,250	910
JB915/4	JACKY Centre Discharge Poly Base, 915 Ltr	640	1,180	1,180	1,275
JB1000/2	JACKY Bin Fast Discharge, Steel Frame, 1,000 Ltr	700	1,180	1,180	1,440
JBDBF-L	JACKY Dumping Centre Discharge 1,000 Ltr	700	1,250	1,250	1,430
JB1500/4	JACKY Centre Discharge Poly Base, 1,500 Ltr	1,000	1,180	1,180	1,875

The centre discharge JACKY® Bin design incorporates a poly hopper mounted in a forkliftable base. The bin empties through an opening in the centre of the base, with a slide hatch mechanism allowing precise control of the discharge rate.



BLM1600/2



JB1600/2



JBHCTS/2



LA1500/2



LA1500/4



BLM2000/2



JBHCTBB/2

CODE	DESCRIPTION	CAPACITY WHEAT approx. kg	LENGTH (MM)	WIDTH (MM)	HEIGHT (MM)
CENTRE DISCHARGE JACKY® BINS - PYRAMID					
BLM1600/2	JACKY Fast Discharge Stacking Frame, 1,600 Ltr	1,100	1,380	1,230	2,000
JB1600/2	JACKY Bin Fast Discharge, Steel Frame, 1,600 Ltr	1,100	1,180	1,180	1,985
JBHCTS/2	JACKY Extra Low Profile Fast Discharge 1,700 Ltr	1,190	2,400	1,170	1,470
LA1500/2	JACKY Fast Discharge Low Profile 1,730 Ltr	1,200	1,420	1,210	1,750
LA1500/4	JACKY Centre Discharge Low Profile 1,730 Ltr	1,200	1,420	1,210	1,590
BLM2000/2	JACKY Fast Discharge Stacking Frame 2,000 Ltr	1,200	1,380	1,230	2,400
JBHCTBB/2	JACKY Bin Fast Discharge, Steel Frame, 3100 Ltr	2,500	2,400	1,200	2,165



Mini Silos



JB230/8XH



JB915/5



JB1500/5



ATS400-DB



ATS1600/8

JACKY® Mini Silos are purpose built to facilitate the storage and discharge of feed products on your property.

Ranging in size from 0.23m³ to 1.60m³ (approx. 150 to 1000kg capacity), JACKY® Mini Silos are vermin proof and perfect for storage of feed products both under cover and outdoors.

CODE	DESCRIPTION	CAPACITY WHEAT approx. kg	LENGTH (MM)	WIDTH (MM)	HEIGHT (MM)
MINI SILOS FOR FEED AND GRAIN					
JB230/8XH	JACKY Side Discharge, Dual-Height Base, 230 Ltrs	160	1,020	940	1,400
JB915/5	JACKY Raised Centre Discharge, Steel Base 915 Ltr	640	1,180	1,180	1,750
JB1500/5	JACKY Raised Centre Discharge, Steel Base 1,500 Ltr	1,000	1,180	1,180	2,300
ATS400-DB	JACKY Silo 2-Module Side Discharge 1,200 Ltr	2 x 400	1,160	1,150	1,900
ATS1600/8	JACKY Silo Side Discharge 4-way 1,600 Ltr	1,120	1,220	1,190	2,400

Bulk Bag Dispenser & Reaper Knife



JACKY® RAIMO BULK BAG DISPENSER

The JACKY® Raimo bulk bag dispenser is an innovative device that allows precise discharge from a bulk bag, as well as the ability to easily shut off the flow at any time.

Supplied as a two-piece unit, the JACKY® Raimo dispenser can be inserted into the base or side of a full bulk bag by a simple push and twist action. The dispenser can be easily removed once the bag is empty, for reuse in another bag.

JACKY® REAPER KNIFE

Many users of bulk bags tell us that they feel unsafe when putting themselves under a suspended bulk bag to untie the chute. With the JACKY® Reaper Knife, simply cut the bag and discharge the contents – it's the quick, easy and above all, safe way to open the bag. Thoughtful design and quality materials ensure longevity and ongoing usefulness.



CODE	DESCRIPTION	LENGTH (MM)	WIDTH (MM)	HEIGHT (MM)
BULK BAG DISPENSERS				
JRD100	JACKY Raimo Bulk Bag Dispenser	620	100	100
JRK2	JACKY Reaper Knife			



○ JBA01 – WEATHER FLAP

The JBA01 Rubber weather flap cover is designed to protect the entire discharge hatch area from contact with the elements.



○ JBALE – EXTENSION LEGS

The JACKY® Bin leg extension kit is designed to be retrofitted to a standard JACKY® Bin, allowing the bin to be filled and transported at ground level, then elevated to allow easy access to the contents during storage.



○ JBA03 – 1,000MM CHUTE

The JBA03 Extension chute allows extended reach when discharging from a side discharge JACKY® Bin. Standard length is 1,000mm.



○ JBA06 – 300MM CHUTE

The JBA06 discharge chute provides forward reach when discharging from a JACKY® Bin. Standard length is 300mm.

Note: JBA06 chute is supplied standard with side discharge JACKY® Bins.



○ JBA07 – FUNNEL CHUTE

The JBA07 Funnel chute is designed for fitting to side discharge JACKY® Bins.

Reducing to a 90mm takeoff, this adaptor boot is ideal when bagging small quantities from a JACKY® Bin, or for connecting to a flexible hose for discharge flow control.



Enhance the functionality of your JACKY® Bin with the addition of a purpose-built accessory or two!

JACKY®
SAFE. TOUGH. EASY.



JBACHF – CHAFF OUTLET

Designed to facilitate the discharge of products such as chaff and other bulky organic compounds. Standard opening size 450 × 450mm – other sizes available on request. Custom fitted to JACKY® Bins as required.



JBATTP – TRANSVERSE TINE POCKETS

In some applications it is desirable to be able to pick up a JACKY® Bin from the side, to allow discharge from the right or left hand side of the bin JACKY® Bin e.g. dispensing grain into troughs while driving alongside. An extra set of fork tine pockets can be added to most JACKY® Bins – check with the sales team about your specific requirements.



JBLID – REPLACEMENT LID FOR JACKY® BIN

JACKY® Bin lids are available as a replacement part. Please specify the model of JACKY® Bin that the lid is fitting to, as specifications vary between models.




JBEH830 - EURO HITCH ATTACHMENT

The JACKY® Euro hitch attachment provides a quick and hassle-free method of lifting your JACKY® Bin with a front end loader. The attachment is securely pinned to the JACKY® Bin, allowing you to simply connect to the lifting points with the tractor boom attachment. Manufactured with full compliance ratings required for lifting equipment.

Whether it's a funnel chute, a side action lever handle or a Eurohitch attachment, the range of JACKY® Bin accessories has been developed over many years in response to demand from our valued JACKY® bin users Australia-wide!



Slick Feeder



SLIDE-ON LID

The unique design of the Slick Feeder lid ensures trouble free action every time, and provides an unparalleled level of weather resistance.

TRANSLUCENT WALLS

Using translucent polymer technology, the remaining feed level inside your Slick Feeder can be assessed from the outside of the feeder.

ANTI-RUSTING DESIGN

Poly feed tray components are not affected by rust – excellent for feed products with added salt and minerals.

HEAVY DUTY FRAME

Manufactured from Australian steel, the Slick Feeder frame is designed to provide maximum protection and longevity of the feeder.

DRY AND FRESH

Supplied unfitted with every Slick Feeder – the full length weather awnings can be installed to provide an excellent level of weather protection.

FULL LENGTH LICK BAR

The 'Poly Bar' feed regulator system is designed to facilitate the regulated dispensing of pelletised feeds and mineral lick.

The Slick Feeder is a game changer!

This product utilises an incredibly robust, one-piece feed containment moulding, providing excellent protection for your feed (no joins or leaks). The innovative feed adjustment system allows complete control of the feed discharge rate and the accessibility to the feed. Poly feed tray components make the Slick Feeder very popular for use with feed containing mineral additives.

CODE	DESCRIPTION	CAPACITY kg	LENGTH (MM)	WIDTH (MM)	HEIGHT (MM)
SLICK FEEDER					
SLF2400PE	Slick Feeder with Poly Bar	1,700	2,400	1,200	1,570

